

## F series

Lista parti di ricambio / Spare parts list /  
Ersatzteilliste / Liste des pieces detachees /  
Lista de partes de recambio






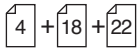


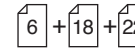



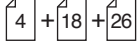


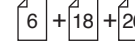


































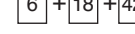
**Quadro d'unione delle tavole  
parti di ricambio**




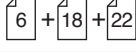


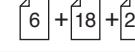


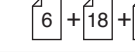



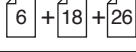


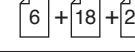


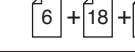























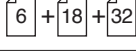


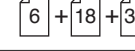


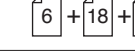
















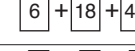


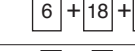










*Index of spare parts tables*




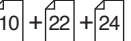
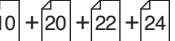
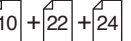
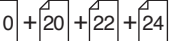
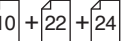
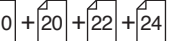


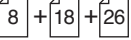
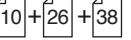
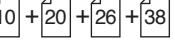
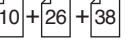
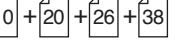
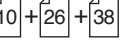
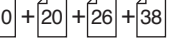





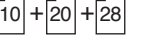







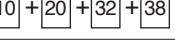
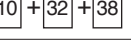
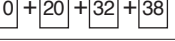
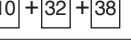
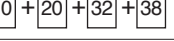





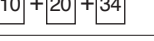










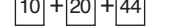

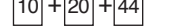

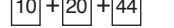
*Inhaltsverzeichnis Ersatzteillisten*










































*Index des tables de pièces  
de rechange*















**Índice de la tabla de partes  
de recambio**

<b>INPUT</b>	<b>F 10</b>	<b>F 20 2</b>	<b>F 20 3</b>	<b>F 25 2</b>	<b>F 25 3</b>	<b>F 25 4</b>
 <b>S_</b>						
 <b>P63 ... P132</b>						
 <b>P160 ... P200</b>						
 <b>P225 - P250</b>						
 <b>N56C ... N180TC</b>						
 <b>SK / SC</b>						
 <b>HS - NHS</b>						

<b>INPUT</b>	<b>F 31 2</b>	<b>F 31 3</b>	<b>F 31 4</b>	<b>F 41 2</b>	<b>F 41 3</b>	<b>F 41 4</b>	<b>F 51 2</b>	<b>F 51 3</b>	<b>F 51 4</b>
 <b>S_</b>									
 <b>P63 ... P132</b>									
 <b>P160 ... P200</b>									
 <b>P225 - P250</b>									
 <b>N56C ... N210TC</b>									
 <b>N250TC - N280TC</b>									
 <b>SK / SC</b>									
 <b>HS - NHS</b>									

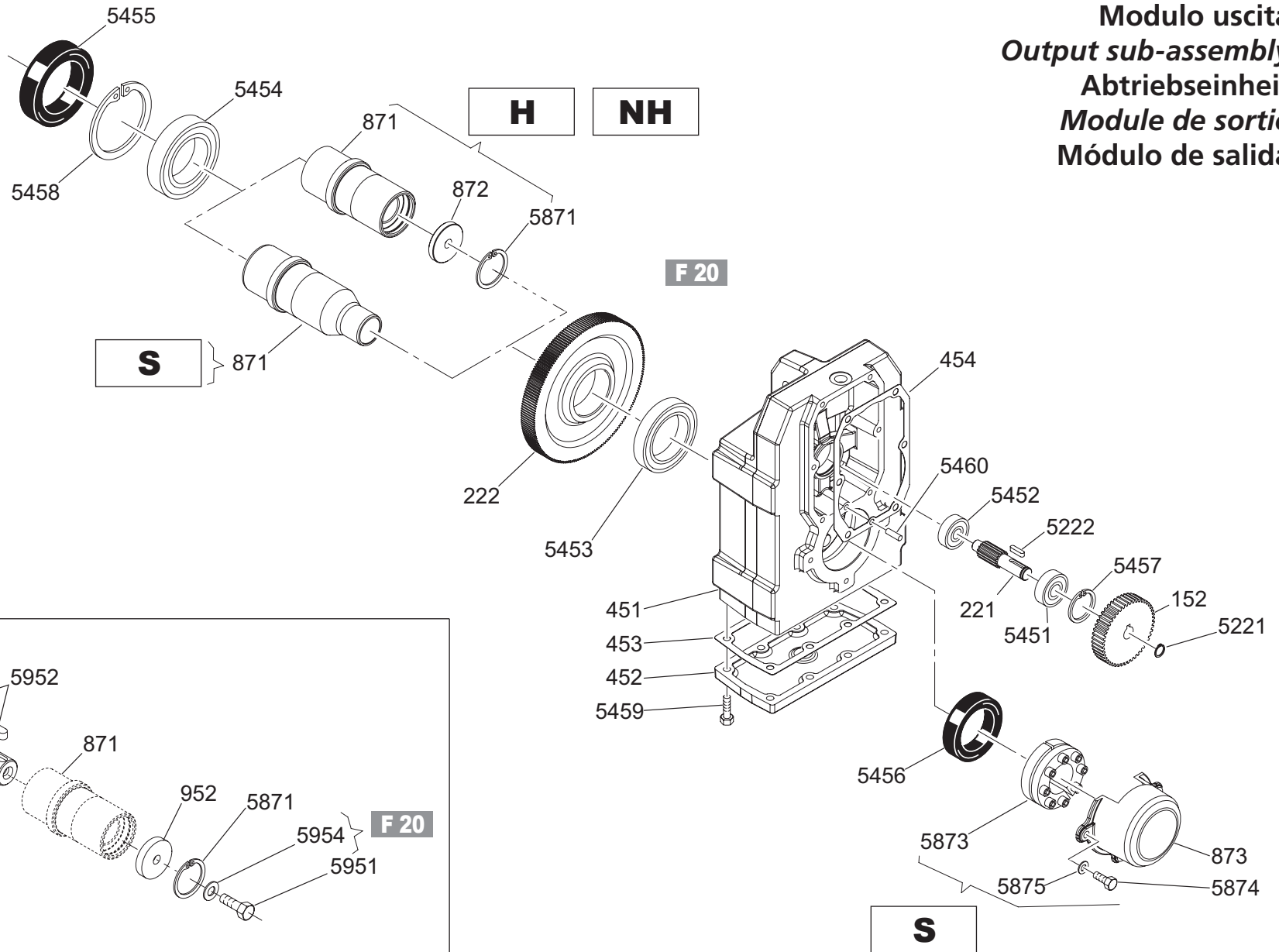
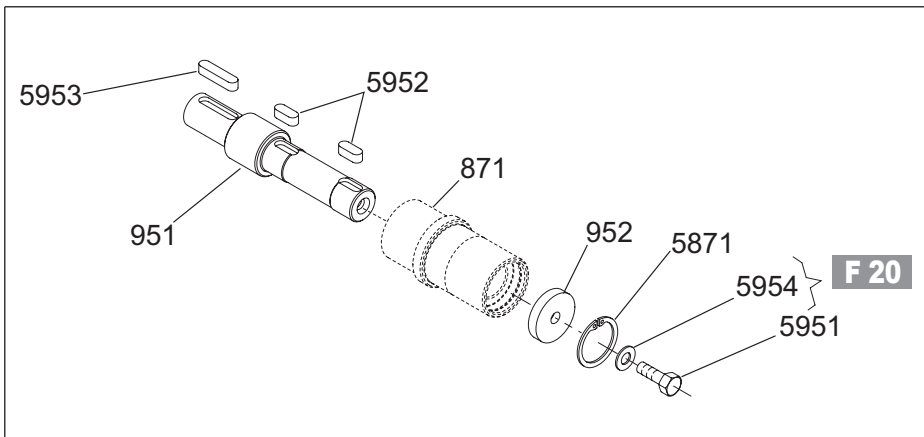
INPUT	F 60 3	F 60 4	F 70 3	F 70 4	F 80 3	F 80 4	F 90 3	F 90 4
 S_								
 P63 ... P132								
 P160 ... P200		⊖		⊖		⊖		
 P225 - P250	⊖	⊖	⊖	⊖		⊖		⊖
 N56C ... N210TC								
 N250TC - N280TC		⊖		⊖		⊖		
 N320TC	⊖	⊖	⊖	⊖		⊖		⊖
 SK / SC			⊖	⊖	⊖	⊖	⊖	⊖
 HS - NHS								

OUTPUT	F 10	F 20	F 25	F 31	F 41	F 51	F 60	F 70	F 80	F 90
 H - NH										
 S										
 R - NR										
 QF - NQF								⊖	⊖	⊖





OPTIONS	F 10	F 20 2	F 20 3	F 25 2	F 25 3	F 25 4	F 31 2	F 31 3	F 31 4	F 41 2	F 41 3	F 41 4
	⊖	⊖	⊖	⊖	⊖	⊖			⊖			⊖
<b>AL, AR</b>	⊖											






**F 10****F 20****H****S****R****NH****NR**

**Modulo uscita**  
**Output sub-assembly**  
**Abtriebseinheit**  
**Module de sortie**  
**Módulo de salida**

**R** **NR**

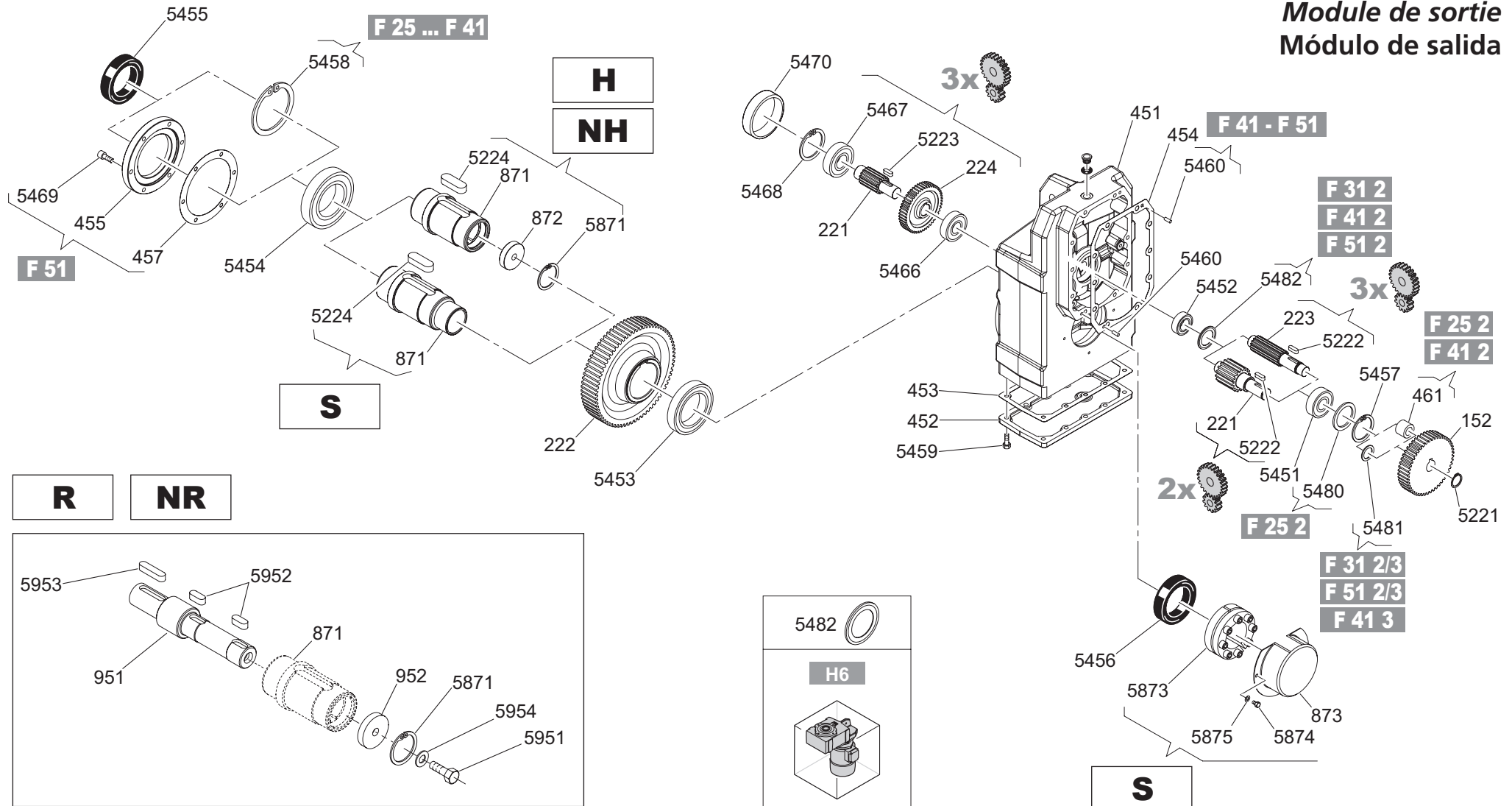
Pos.	Descrizione	Description	Benennung	Description	Descripción
152	Corona	Housing	Gehäuse	Carter	Caja
221	Pignone	Pinion gear	Ritzel	Pignon	Piñon
222	Corona	Gear	Zahnrad	Couronne	Corona
451	Cassa	Housing	Gehäuse	Carter	Caja
452	Coperchio	Cover	Deckel	Couvercle	Tapa
453	Guarnizione	Gasket	Dichtung	Joint plat	Junta
454	Guarnizione	Gasket	Dichtung	Joint plat	Junta
871	Albero lento	Output shaft	Abtriebswelle	Arbre de sortie	Eje de salida
872	Ralla	Washer	Unterlegscheibe	Rondelle	Arandela
873	Protezione	Safety cover	Schutzvorrichtung	Protection	Protección
951	Albero lento riportato	Output shaft plug-in	Abtriebsvollwelle	Arbre lent sortant	Eje de salida cilíndrico
952	Ralla	Washer	Unterlegscheibe	Rondelle	Arandela

													
	5451	5452	5453	5454	5457	5458	5871	5221	5222	R	5952 NR	R	5953 NR
F 10	6201	6200	61909	6009	32	75	38	12	4x4x16 C	8x7x20 A	6.35x6.35x22.225	8x7x35 A	6.35x6.35x44.5
F 20	6302	6201	6010	6010	42	80	42	15	5x5x17 C	8x7x22 A	6.35x6.35x25.4	8x7x50 A	6.35x6.35x55

										
	5460	5455	5456	5873	5459	5478	5874	5951	5875	5954
F 10	ø5x16	45x75x8 DL	45x60x7 DL	CAL. ø30	M6x22	M8x10	M6x16	M8x25	ø6.4	—
F 20	ø5x16	50x80x8 DL	50x65x8 DL	CAL. ø36	M6x22	M8x10 M8x12	M6x16	M10x30	ø6.4	ø10.5

**F 25****F 31****F 41****F 51****H****S****R****NH****NR**

**Modulo uscita**  
**Output sub-assembly**  
**Abtriebseinheit**  
**Module de sortie**  
**Módulo de salida**



Pos.	Descrizione	Description	Benennung	Description	Descripción
152	Corona	Housing	Gehäuse	Carter	Caja
221	Pignone	Pinion gear	Ritzel	Pignon	Piñon
222	Corona	Gear	Zahnrad	Couronne	Corona
223	Pignone	Pinion gear	Ritzel	Pignon	Piñon
224	Corona	Gear	Zahnrad	Couronne	Corona
451	Cassa	Housing	Gehäuse	Carter	Caja
452	Coperchio	Cover	Deckel	Couvercle	Tapa
453	Guarnizione	Gasket	Dichtung	Joint plat	Junta
454	Guarnizione cassa	Gasket	Dichtung	Joint plat	Junta
455	Cappello	Cap	Deckel	Capuchon	Sombbrero
457	Guarnizione	Gasket	Dichtung	Joint plat	Junta
461	Distanziale	Spacer ring	Distanzring	Entretoise	Distanciadador
871	Albero lento	Output shaft	Abtriebswelle	Arbre de sortie	Eje de salida
872	Rondella	Washer	Unterlegscheibe	Rondelle	Arandela
873	Protezione	Safety cover	Schutzvorrichtung	Protection	Protección
951	Albero lento riportato	Output shaft plug in	Abtriebsvollwelle	Arbre lent sortant	Eje de salida cilindrico
952	Ralla	Washer	Unterlegscheibe	Rondelle	Arandela

	5455	5456
F 25 2	55x90x8 DL	55x72x8 DL
F 25 3	55x90x8 DL	55x72x8 DL
F 31 2	55x100x10 DL	55x72x8 DL
F 31 3	55x100x10 DL	55x72x8 DL
F 41 2	65x120x13 DL	65x85x10 DL
F 41 3	65x120x13 DL	65x85x10 DL
F 51 2	75x100x10 DL	75x100x10 DL
F 51 3	75x100x10 DL	75x100x10 DL

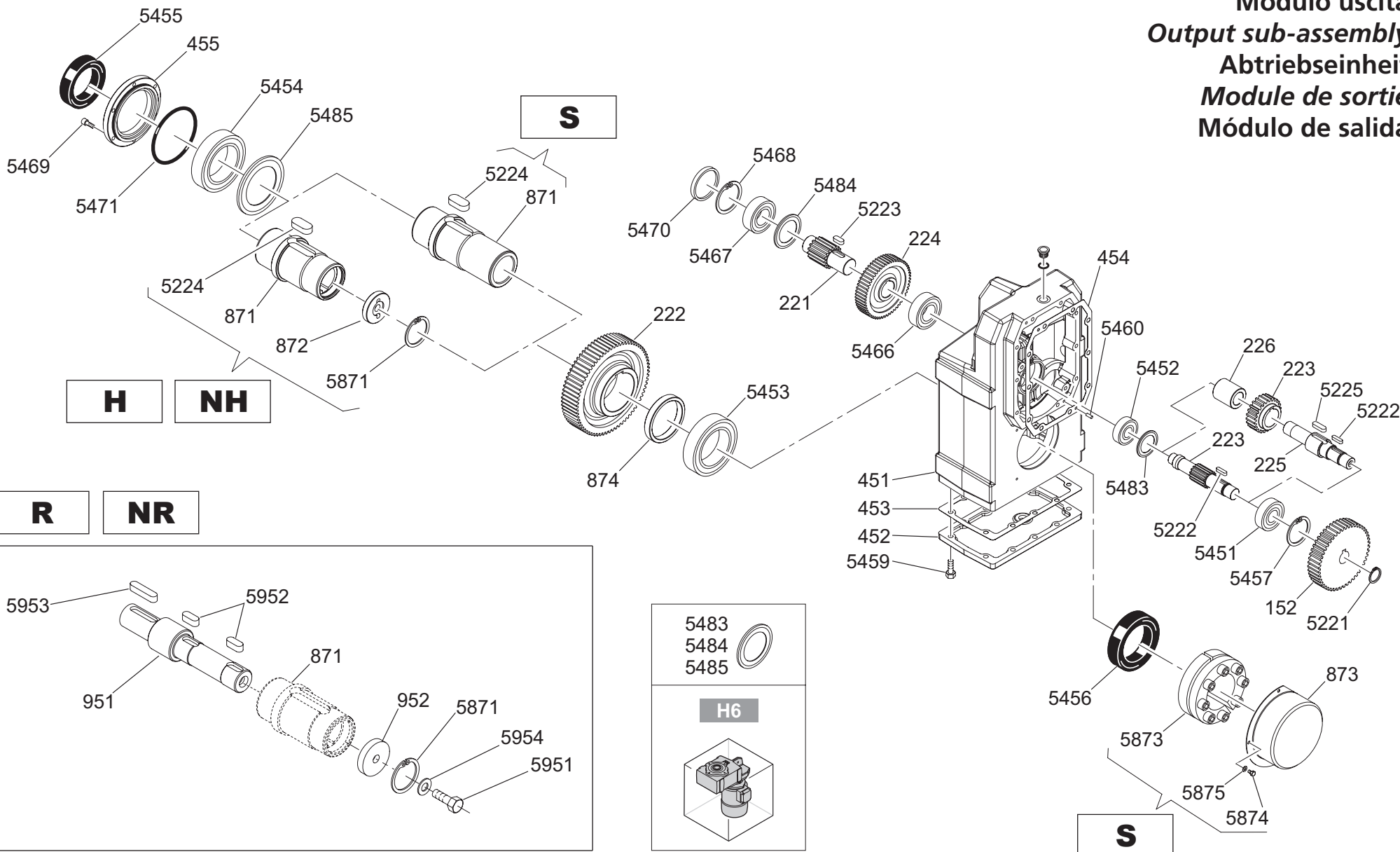
	5875	5954	5480	5481
F 25 2	ø6.4	ø8.4	ø36x42x1.5 R	
F 25 3	ø6.4	ø8.4		
F 31 2	ø6.4	ø8.4		ø17x24x1.5 R
F 31 3	ø6.4	ø8.4		ø17x24x1.5 R
F 41 2	ø6.4	ø10.5		
F 41 3	ø6.4	ø10.5		ø20x28x2 R
F 51 2	ø6.4	ø17		ø25x35x2 R
F 51 3	ø6.4	ø17		ø25x35x2 R

	5451	5452	5453	5454	5466	5467	5457	5458	5468	5871	5221	5470
F 25 2	30302	30302	6011	6011			42	90	42	42	15	ø42x7
F 25 3	6302	6302	6011	6011	6302	6302	42	90	42	42	15	ø42x7
F 31 2	30303	30203	6011	6211 / 6211-2RS*			42	100	47	42	17	ø47x7
F 31 3	6303	6203 / 6203-2RS*	6011	6211 / 6211-2RS*	6302	6303 / 6303-2RS*	42	100	47	42	17	ø47x7
F 41 2	30304	32004X	6013	6213 / 6213-2RS*			52	120	62	50	20	ø62x7
F 41 3	6304 ETN9	6204 / 6204-2RS*	6013	6213 / 6213-2RS*	6304	6305 / 6305-2RS*	52	120	62	50	20	ø62x7
F 51 2	32206	32005X	6015	6215 / 6215-2RS*			62		72	60	25	ø72x10
F 51 3	6305 ETN9	6205 / 6205-2RS*	6015	6215 / 6215-2RS*	6305	6306	62		72	60	25	ø72x10

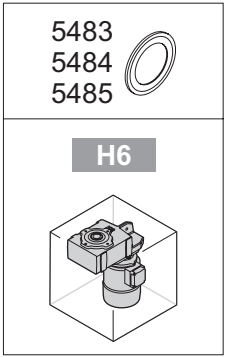
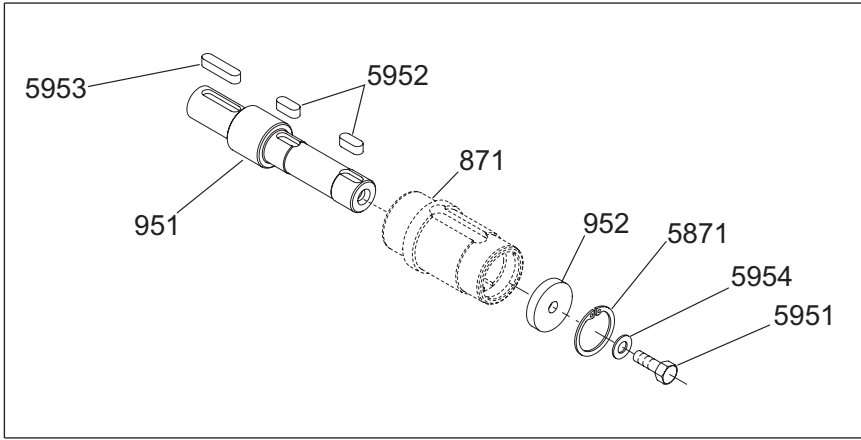
\* Per posizioni di montaggio H6 / For mounting positions H6 / Für die Einbaulagen H6 / Pour positions de montage H6 / Para posiciones de montaje H6

	5460	5222	5223	5224	5952		5953		5873	5459	5874	5951	5469	5482
					R	NR	R	NR						
F 25 2	ø5x16	5x5x19 C		18x11x33 C	10x8x30 A	7.93x7.93x31.75	10x8x50 A	7.93x7.93x60.5	CAL. ø36	M6x22	M6x16	M8x30		
F 25 3	ø5x16	5x5x17 C	6x6x14 C	18x11x33 C	10x8x30 A	7.93x7.93x31.75	10x8x50 A	7.93x7.93x60.5	CAL. ø36	M6x22	M6x16	M8x30		
F 31 2	ø6x16	5x5x19 C		18x11x40 B	10x8x30 A	7.93x7.93x31.75	10x8x50 A	7.93x7.93x60.5	CAL. ø44	M8x30	M6x10	M8x30		30203 AV
F 31 3	ø6x16	5x5x19 C	6x6x18 C	18x11x40 B	10x8x30 A	7.93x7.93x31.75	10x8x50 A	7.93x7.93x60.5	CAL. ø44	M8x30	M6x10	M8x30		
F 41 2	ø6x16	6x6x25 C		20x12x60 C	12x8x45 A	9.52x9.52x50.8	12x8x70 A	9.52x9.52x73	CAL. ø50	M8x25	M6x10	M10x30		30204 AV
F 41 3	ø6x16	6x6x25 C	8x7x22 C	20x12x60 C	12x8x45 A	9.52x9.52x50.8	12x8x70 A	9.52x9.52x73	CAL. ø50	M8x25	M6x10	M10x30		
F 51 2	ø6x16	8x7x25 C		22x14x65 B	14x9x50 A	12.7x12.7x63.5	14x9x90 A	12.7x12.7x95.25	CAL. ø62	M8x25	M6x10	M16x40	M8x22	30205 AV
F 51 3	ø6x16	8x7x25 C	8x7x23 C	22x14x65 B	14x9x50 A	12.7x12.7x63.5	14x9x90 A	12.7x12.7x95.25	CAL. ø62	M8x25	M6x10	M16x40	M8x22	

**Modulo uscita**  
**Output sub-assembly**  
**Abtriebseinheit**  
**Module de sortie**  
**Módulo de salida**









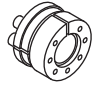


**R** **NR**







Pos.	Descrizione	Description	Benennung	Description	Descripción
152	Corona	Housing	Gehäuse	Carter	Caja
221	Pignone	Pinion gear	Ritzel	Pignon	Piñon
222	Corona	Gear	Zahnrad	Couronne	Corona
223	Pignone	Pinion gear	Ritzel	Pignon	Piñon
224	Corona	Housing	Gehäuse	Carter	Caja
225	Albero	Shaft	Welle	Arbre	Eje
226	Distanziale	Spacer ring	Distanzring	Entretoise	Distanciadador
451	Cassa	Housing	Gehäuse	Carter	Caja
452	Coperchio	Cover	Deckel	Couvercle	Tapa
453	Guarnizione	Gasket	Dichtung	Joint plat	Junta
454	Guarnizione cassa	Gasket	Dichtung	Joint plat	Junta
455	Cappello albero	Shaft holder	Deckel	Capuchon	Sombrero
871	Albero lento	Output shaft	Abtriebswelle	Arbre de sortie	Eje de salida
872	Rondella	Washer	Unterlegscheibe	Rondelle	Arandela
873	Protezione	Safety cover	Schutzvorrichtung	Protection	Protección
874	Distanziale	Spacer ring	Distanzring	Entretoise	Distanciadador
951	Albero lento riportato	Output shaft plug in	Abtriebsvollwelle	Arbre lent sortant	Eje de salida cilíndrico
952	Ralla	Washer	Unterlegscheibe	Rondelle	Arandela

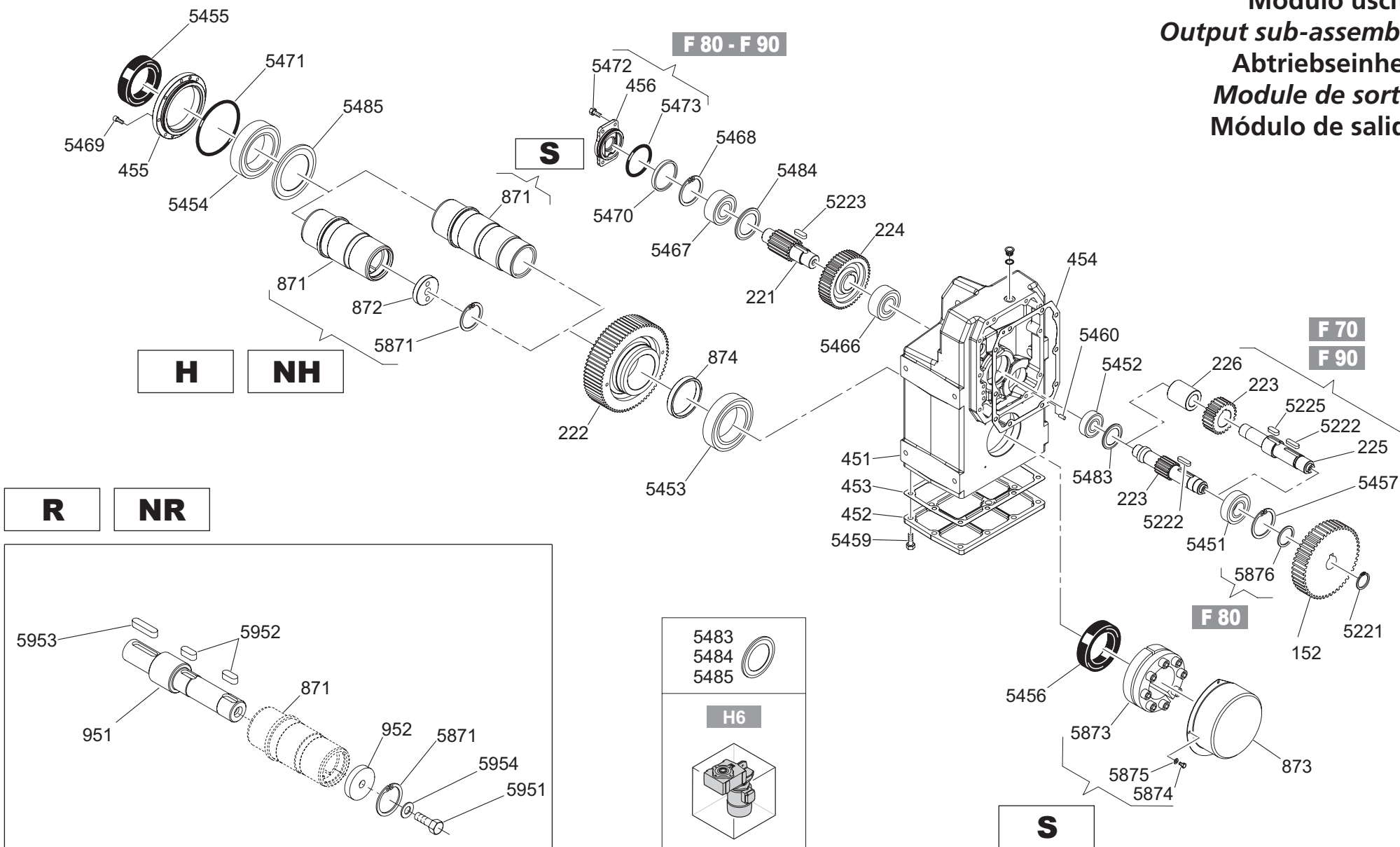
											
	5451	5452	5453	5454	5466	5467	5457	5468	5871	5221	5460
F 60	30306 32207	30305 32206	32018X	32018X	32208	32208	72	80	75	30	ø6x16

	 OR 5471	 5470	 5873	5459	 5874	5951	 5469	5455	5456	5872	5954
F 60	3525	ø80x10	CAL. ø90	M10x30	M6x10	M16x45	M8x22	90x110x12 DL	90x130x12 DL	ø6.4	ø17





	5222	5223	5224	5225					5483	 5484	5485		
					R	5952	NR	R	5953	NR			
F 60	8x7x30 C	12x8x28 C	25x14x55 B	12x8x38 C	18x11x70 A	15.875x15.875x76.2		18x11x110 A	15.875x15.875x92.075		30305 AV 32206 AV	32208 AV	32018 AV






**F 70****F 80****F 90****H****S****R****NH****NR**






**Modulo uscita**  
**Output sub-assembly**  
**Abtriebseinheit**  
**Module de sortie**  
**Módulo de salida**



Pos.	Descrizione	Description	Benennung	Description	Descripción
152	Corona	Housing	Gehäuse	Carter	Caja
221	Pignone	Pinion gear	Ritzel	Pignon	Piñon
222	Corona	Gear	Zahnrad	Couronne	Corona
223	Pignone	Pinion gear	Ritzel	Pignon	Piñon
224	Corona	Gear	Zahnrad	Couronne	Corona
225	Albero lento	Output shaft	Abtriebswelle	Arbre de sortie	Eje de salida
226	Distanziale	Spacer ring	Distanzring	Entretoise	Distanciador
451	Cassa	Housing	Gehäuse	Carter	Caja
452	Coperchio	Cover	Deckel	Couvercle	Tapa
453	Guarnizione	Gasket	Dichtung	Joint plat	Junta
454	Guarnizione	Gasket	Dichtung	Joint plat	Junta
455	Cappello albero	Shaft holder	Deckel	Capuchon	Sombreroete
456	Cappello albero chiuso	Cap	Deckel	Capuchon	Sombreroete
871	Albero lento	Output shaft	Abtriebswelle	Arbre de sortie	Eje de salida
872	Rondella	Washer	Unterlegscheibe	Rondelle	Arandela
873	Protezione	Safety cover	Schutzvorrichtung	Protection	Protección
874	Distanziale	Spacer ring	Distanzring	Entretoise	Distanciador
951	Albero lento riportato	Output shaft plug-in	Abtriebsvollwelle	Arbre lent sortant	Eje de salida cilindrico
952	Ralla	Washer	Unterlegscheibe	Rondelle	Arandela

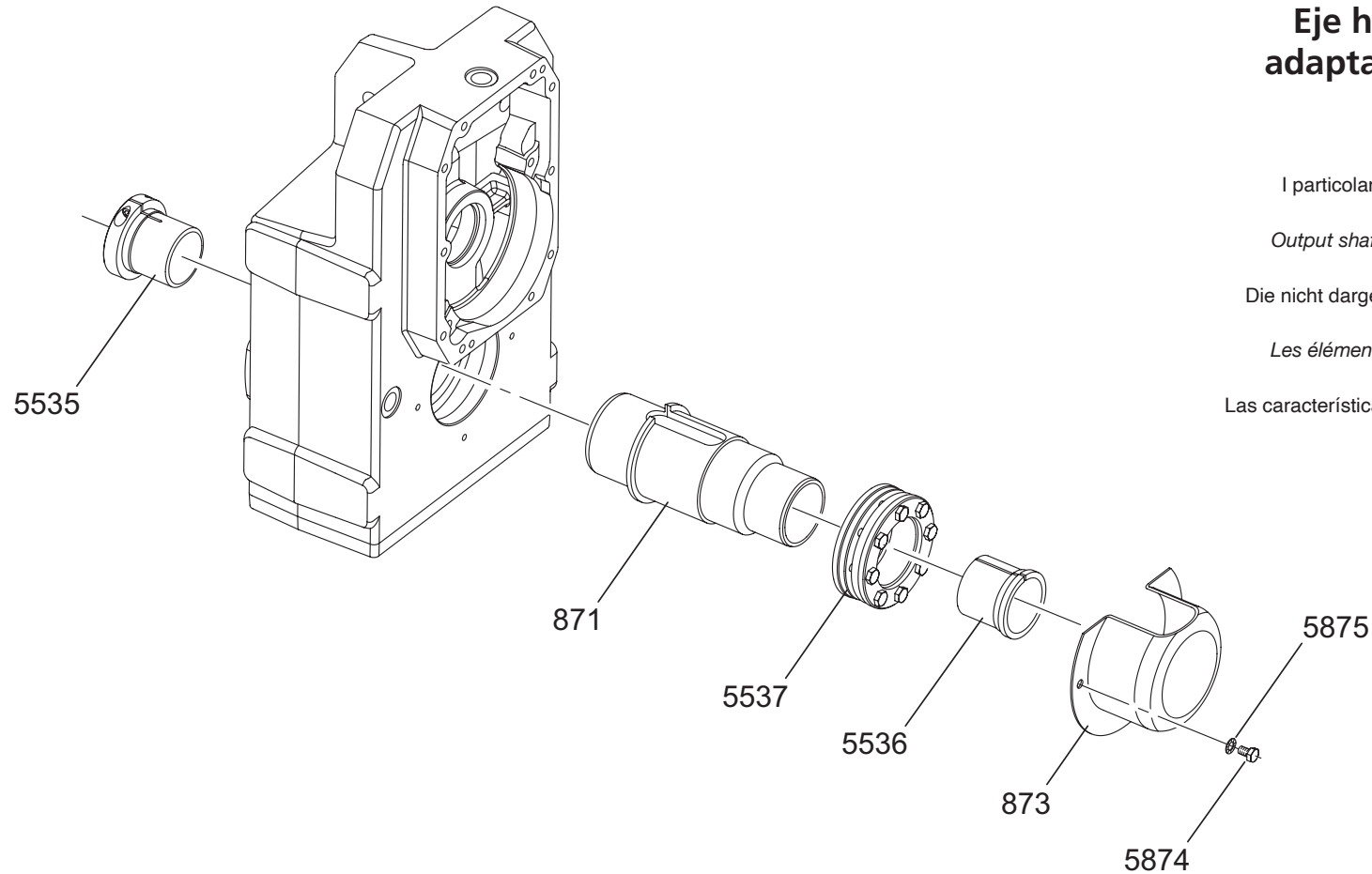
													
	5451	5452	5453	5454	5466	5467	5457	5468	5871	5221	5483	5484	5485
<b>F 70</b>	30308 32308	32207	32021X	32021X	32308	32308	90	90	85	50	32207 AV	32308 AV	32021 AV
<b>F 80</b>	30310 32310	32209	32024X	32024X	32310	32310	110		95	50	32209 AV	32310 AV	32024 AV
<b>F 90</b>	30312 32312	32211 31309	32026X	32026X	32312	32312	130		110	60	32211 AV 31309 AV	32312 AV	32026 AV

														
	5460	5222	5223	5225	R	5952	NR	R	5953	NR	5471	5473	5470	5873
<b>F 70</b>	ø8x20	12x8x45 B	19x9x41 C	19x9x36 C	22x14x75 A	15.875x15.875x76.2		22x14x120 A	19.05x19.05x105.6		4600		ø90x10	CAL. ø100
<b>F 80</b>	ø8x20	14x9x50 B	16x10x50 C		25x14x100 A	19.05x19.05x105.6		25x14x160 A	22.225x22.225x139.7		4675	4412		CAL. ø110
<b>F 90</b>	ø12x30	18x11x82 C	18x11x60 C	20x12x56 C	28x16x110 A	22.225x22.225x139.7		28x16x190 A	25.4x25.4x190.5		4750	4487		CAL. ø125

											
	5459	5874	5951	5472		5469	5876	5455	5456	5875	5954
<b>F 70</b>	M12x35	M6x10	M20x55			M8x22		105x130x12 DL	105x130x12 DL	ø6.4	ø21
<b>F 80</b>	M12x35	M6x10	M20x55	M10x25		M10x25	ø50x62x3 R	120x150x12 DL	120x150x12 DL	ø6.4	ø21
<b>F 90</b>	M16x45	M6x10	M24x65	M10x20		M10x30		130x170x12 DL	130x170x12 DL	ø6.4	ø25

**Albero con boccole di adattamento e giunto calettatore**  
**Hollow shaft with adapter bushings and shrink disc**  
**Hohlwelle mit Adapterbuchsen und Schrumpfscheibe**  
**Arbre creux avec douilles d'adaptation**  
**et frette de serrage**

**Eje hueco con casquillo de adaptación y Aro de apriete**



I particolari dell'asse lento non rappresentati sono in comune con la versione **H - NH**.


*Output shaft components which are not shown are common to the **H - NH** version.*




Die nicht dargestellten Teile der Abtriebswelle sind mit der Version **H - NH** gemeinsam.


*Les éléments de l'axe lent non représentés sont en commun avec la version **H - NH**.*

Las características del eje lento no mostradas coinciden con las de la versión **H - NH**.

Pos.	Descrizione	Description	Benennung	Description	Descripción
871	Albero lento	Output shaft	Abtriebswelle	Arbre de sortie	Eje de salida
873	Coperchio	Cover	Deckel	Couvercle	Tapa

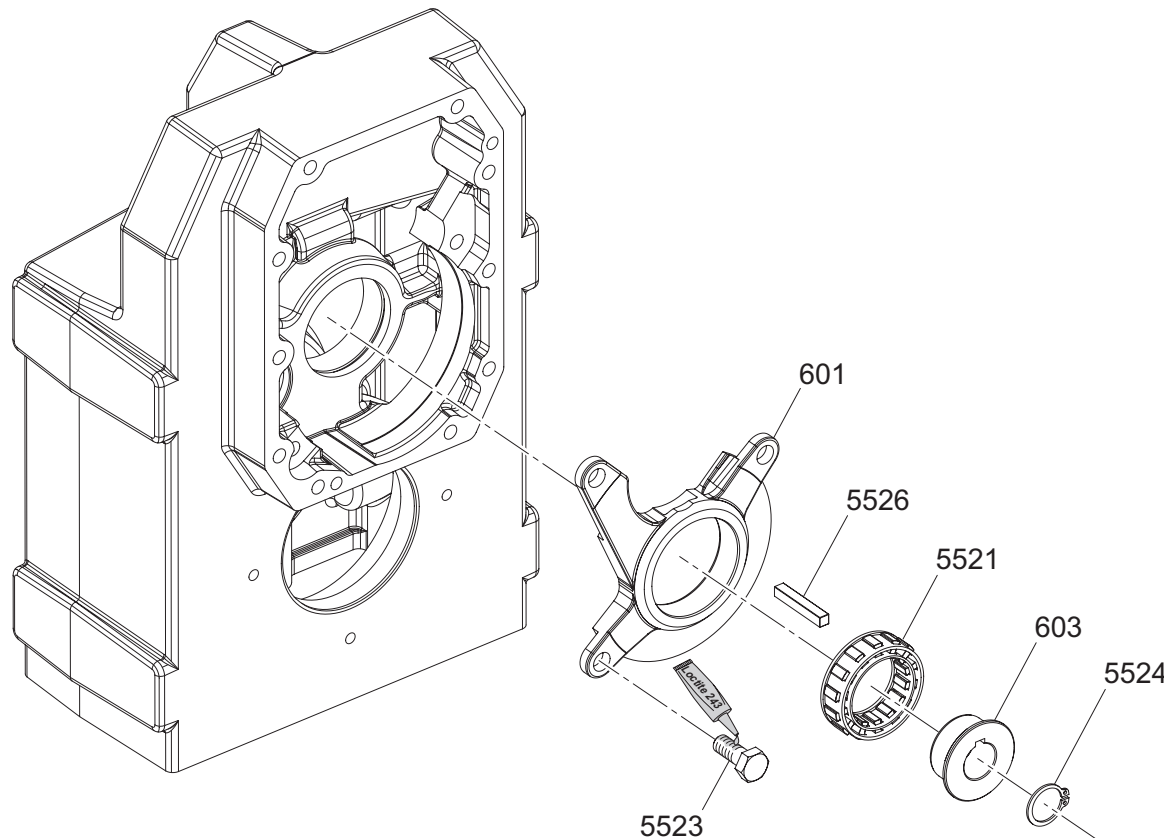
												
(mm)	Ø 25	Ø 30	Ø 32	Ø 35	Ø 40	Ø 42	Ø 45	Ø 50	Ø 55	Ø 60	Ø 65	Ø 70
F 10	QF 25	QF 30										
F 20	QF 25	QF 30										
F 25		QF 30	QF 32									
F 31				QF 35	QF 40							
F 41						QF 42	QF 45					
F 51								QF 50	QF 55			
F 60										QF 60	QF 65	QF 70

	 <b>5537</b>	 <b>55874</b>	 <b>55875</b>	
F 10	38x68 (spec.)		M6x14	Ø6.4
F 20	38x68 (spec.)	M6x16		Ø6.4
F 25	44x74 (spec.)	M6x16		Ø6.4
F 31	50x80 (spec.)	M6x10		Ø6.4
F 41	55x90 (spec.)	M6x10		Ø6.4
F 51	68x112 (spec.)	M6x10		Ø6.4
F 60	90x155 (std.)	M6x10		Ø6.4




												
(inch)	Ø 1.000	Ø 1.188	Ø 1.250	Ø 1.375	Ø 1.438	Ø 1.625	Ø 1.750	Ø 1.938	Ø 2.000	Ø 2.375	Ø 2.438	Ø 2.750
F 10	NQF1	NQF1-3/16										
F 20	NQF1	NQF1-3/16										
F 25		NQF1-3/16	NQF1-1/4									
F 31				NQF1-3/8	NQF1-7/16							
F 41						NQF1-5/8	NQF1-3/4					
F 51								NQF1-15/16	NQF2			
F 60										NQF2-3/8	NQF2-7/16	NQF2-3/4

## AL, AR OPTION

Dispositivo antiretro  
*Anti-run back device*  
 Rücklaufsperr  
*Dispositif anti-retour*



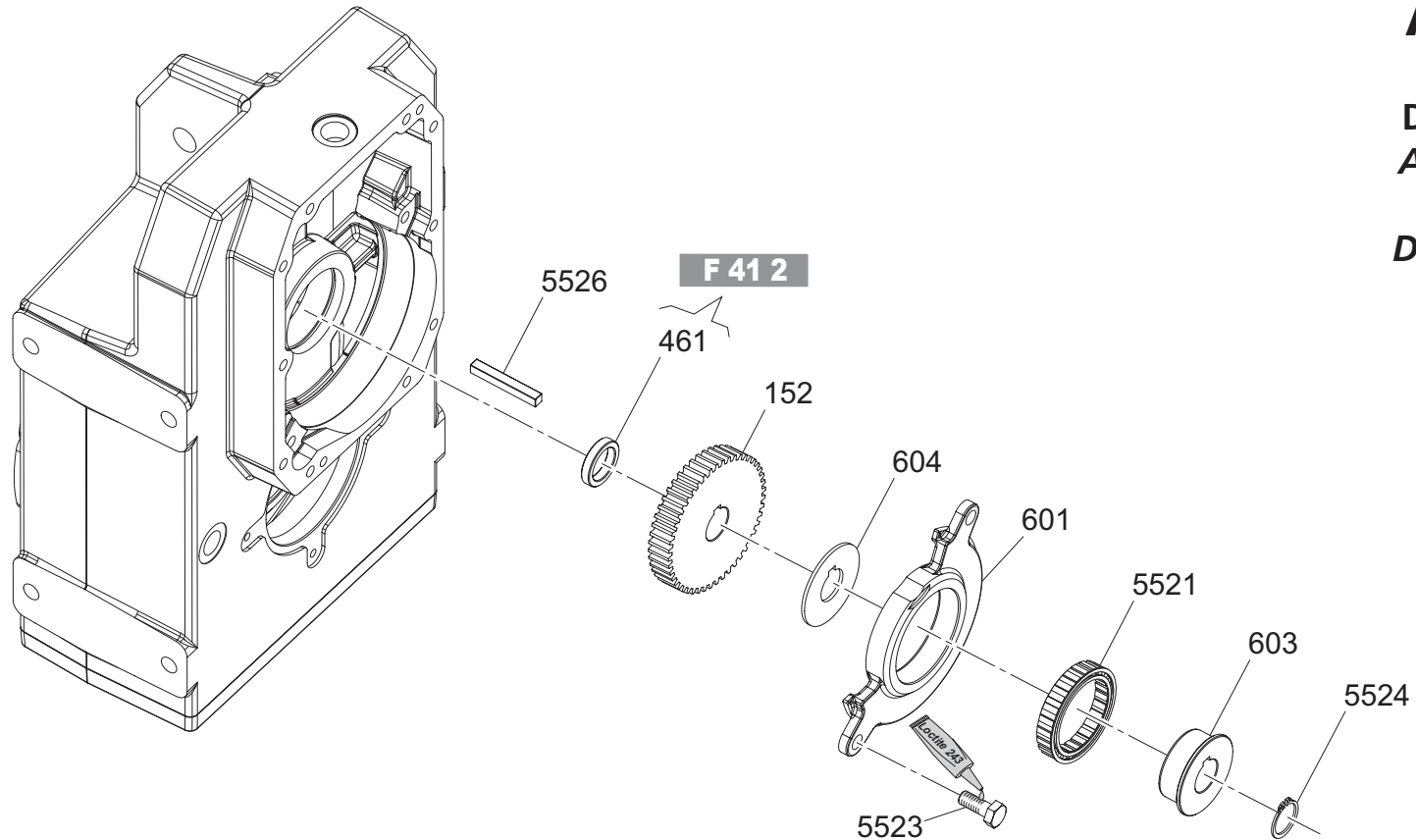
Pos.	Descrizione	Description	Benennung	Description	Descripción
601	Supporto per antiretro	<i>Anti-run back support</i>	Halter für Rücklaufsperr	<i>Support pour anti-recul</i>	Soporte para dispositivo antirretorno
603	Boccola per antiretro	<i>Anti-run back bushing</i>	Buchse für Rücklaufsperr	<i>Bague pour système anti-recul</i>	Casquillo para dispositivo antirretorno

				
	5521	5523	5524	5526
F 31 2	DC 3034	M8x20	17	5x5x32 B
F 31 3	DC 3034	M8x20	17	5x5x36 B





Utilizzare LOCTITE 243 o similare in quanto a proprietà e campo di utilizzo / Use LOCTITE 243 or similar in terms of characteristics and applications / LOCTITE 243 oder in punkto Eigenschaften und Anwendungsbereich gleichwertige Mittel benutzen / Utiliser LOCTITE 243 ou un produit équivalent en ce qui concerne les propriétés et la plage d'utilisation / Utilice LOCTITE 243 o similar en cuanto a propiedades y ámbito de utilización

## AL, AR OPTION

Dispositivo antiretro  
*Anti-run back device*  
 Rücklauf Sperre  
*Dispositif anti-retour*



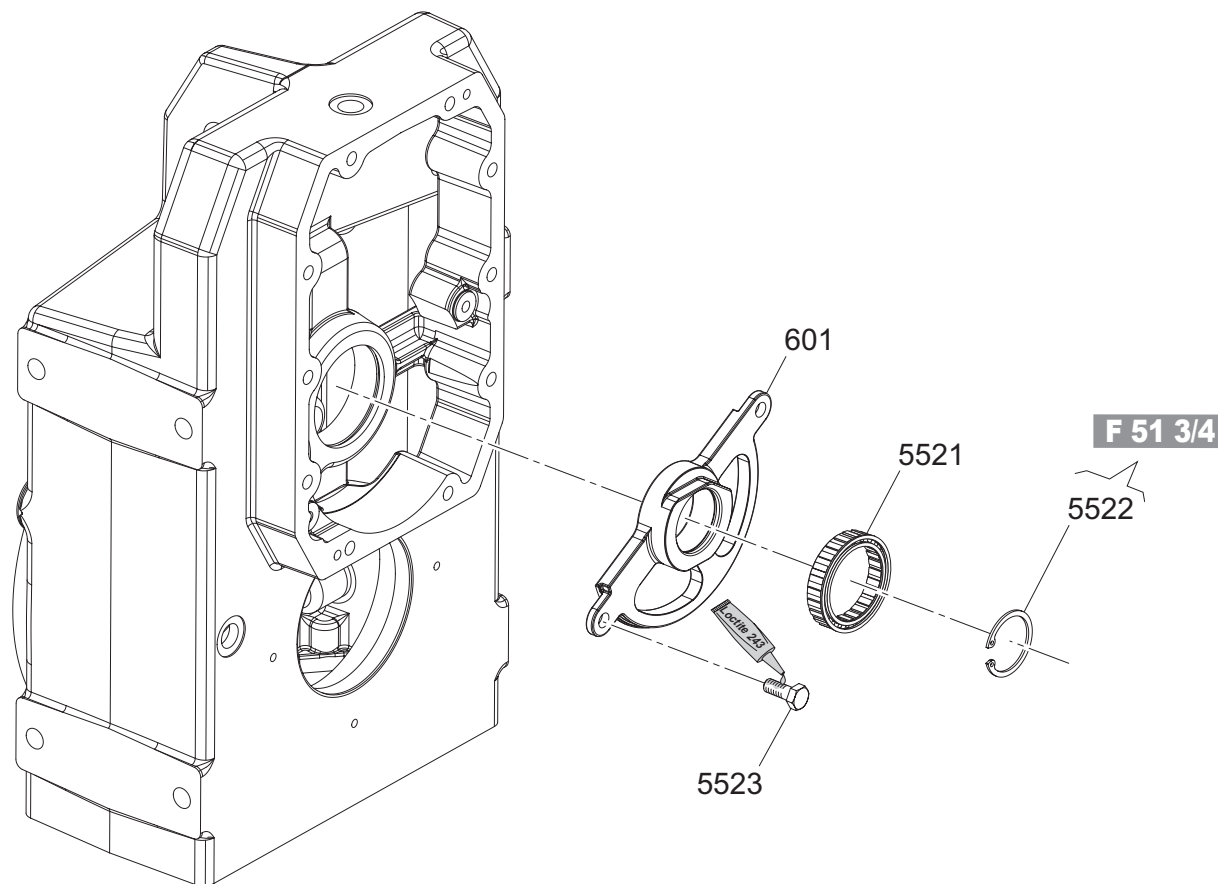
Pos.	Descrizione	Description	Benennung	Description	Descripción
152	Corona	Housing	Zahnrad	Couronne	Corona
461	Distanziale	Spacer ring	Distanzring	Entretoise	Distanciador
601	Supporto per antiretro	Anti-run back support	Halter für Rücklauf Sperre	Support pour anti-recul	Soporte para dispositivo antirretorno
603	Boccola per antiretro	Anti-run back bushing	Buchse für Rücklauf Sperre	Bague pour système anti-recul	Casquillo para dispositivo antirretorno
604	Ralla	Washer	Unterlegscheibe	Rondelle	Arandela

				
	5521	5523	5524	5526
<b>F 41 2</b>	DC 4127 (3C)	M8x20	20	6x6x35 B
<b>F 41 3</b>	DC 4127 (3C)	M8x20	20	6x6x45 B




Utilizzare LOCTITE 243 o similare in quanto a proprietà e campo di utilizzo / Use LOCTITE 243 or similar in terms of characteristics and applications / LOCTITE 243 oder in punkto Eigenschaften und Anwendungsbereich gleichwertige Mittel benutzen / Utiliser LOCTITE 243 ou un produit équivalent en ce qui concerne les propriétés et la plage d'utilisation / Utilice LOCTITE 243 o similar en cuanto a propiedades y ámbito de utilización

## AL, AR OPTION

Dispositivo antiretro  
*Anti-run back device*  
 Rücklauf Sperre  
*Dispositif anti-retour*



Pos.	Descrizione	Description	Benennung	Description	Descripción
601	Supporto per antiretro	<i>Anti-run back support</i>	Halter für Rücklauf Sperre	<i>Support pour anti-recul</i>	Soporte para dispositivo antirretorno

			
	5521	5522	5523
F 51 3/4	BF 50z	38	M8x20
F 60	BF 70z		M10x20

Utilizzare LOCTITE 243 o similare in quanto a proprietà e campo di utilizzo / Use LOCTITE 243 or similar in terms of characteristics and applications / LOCTITE 243 oder in punkto Eigenschaften und Anwendungsbereich gleichwertige Mittel benutzen / Utiliser LOCTITE 243 ou un produit équivalent en ce qui concerne les propriétés et la plage d'utilisation / Utilice LOCTITE 243 o similar en cuanto a propiedades y ámbito de utilización



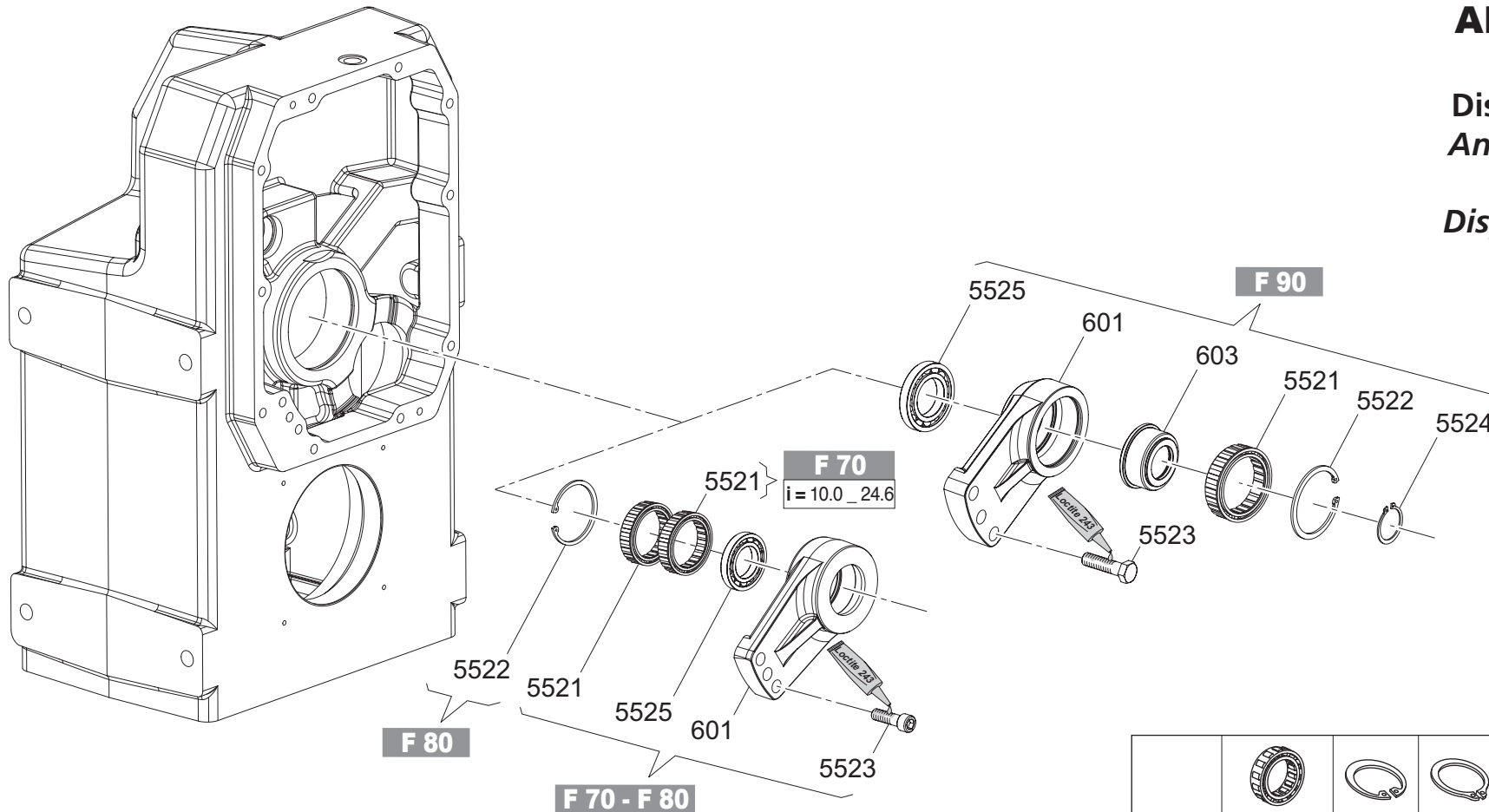
F 70






F 80

F 90

## AL, AR OPTION

Dispositivo antiretro  
*Anti-run back device*  
 Rücklaufsperr  
*Dispositif anti-retour*



					
	5521	5522	5524	5523	5525
F 70	DC 3809A			M12x40	16005
F 80	BF 110z	67		M12x45	16007
F 90	DC 7221B	88	42	M16x60	6010

Pos.	Descrizione	Description	Benennung	Description	Descripción
601	Supporto per antiretro	<i>Anti-run back support</i>	Halter für Rücklaufsperr	<i>Support pour anti-recul</i>	Soporte para dispositivo antirretorno
603	Boccola per antiretro	<i>Anti-run back bushing</i>	Buchse für Rücklaufsperr	<i>Bague pour système anti-recul</i>	Casquillo para dispositivo antirretorno

Utilizzare LOCTITE 243 o similare in quanto a proprietà e campo di utilizzo / Use LOCTITE 243 or similar in terms of characteristics and applications / LOCTITE 243 oder in punkto Eigenschaften und Anwendungsbereich gleichwertige Mittel benutzen / Utiliser LOCTITE 243 ou un produit équivalent en ce qui concerne les propriétés et la plage d'utilisation / Utilice LOCTITE 243 o similar en cuanto a propiedades y ámbito de utilización

F 20 3

F 25 4

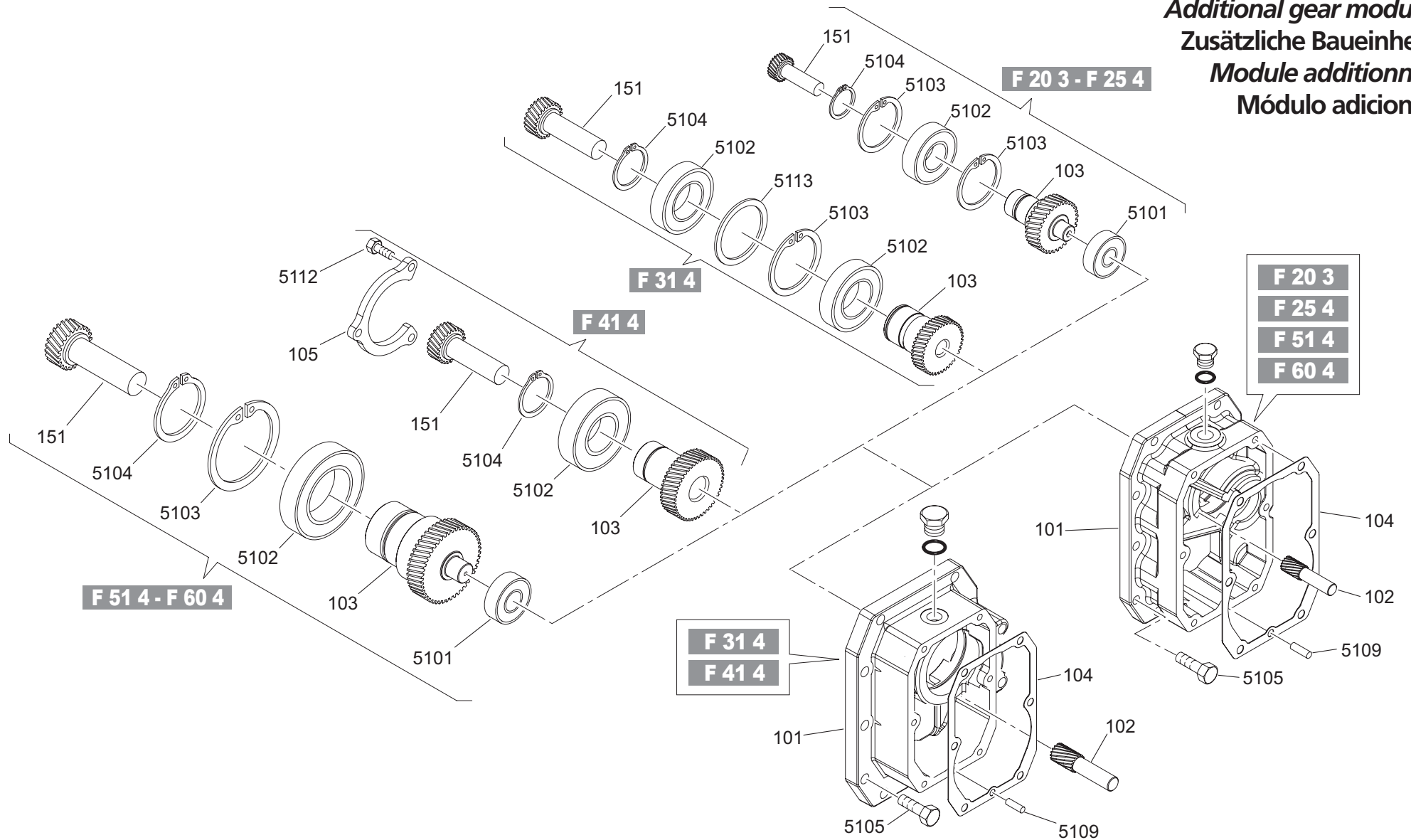
F 31 4

F 41 4









F 51 4

F 60 4

**Modulo addizionale**  
**Additional gear module**  
**Zusätzliche Baueinheit**  
**Module additionnel**  
**Módulo adicional**









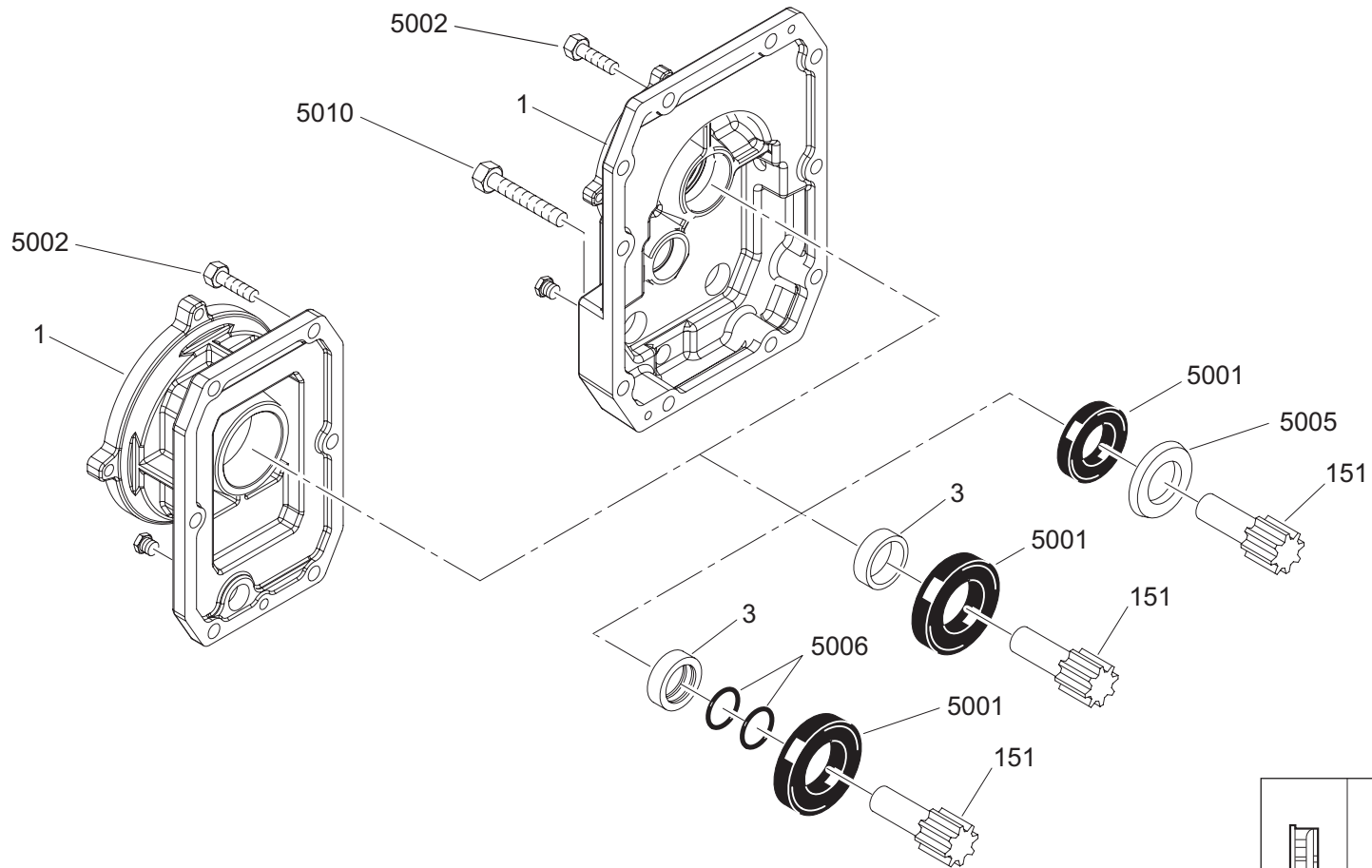
Pos.	Descrizione	Description	Benennung	Description	Descripción
101	Modulo addizionale	Additional gear module	Zusätzliche Baueinheit	Module additionnel	Módulo adicional
102	Pignone	Pinion gear	Ritzel	Pignon	Piñon
103	Corona	Gear	Zahnrad	Couronne	Corona
104	Guarnizione	Gasket	Dichtung	Jointplat	Junta
105	Anello di battuta per cuscinetto	Bearing retainer	Schlußring	Bague de fermeture	Anillo de tope para rodamiento
151	Pignone	Pinion gear	Ritzel	Pignon	Piñon

								
	5101	5102	5104	5103	5109	5112	5105	5113
<b>F 20 3</b>	6201 2Z	6004	20	42	ø5x16		M6x20 M6x50	
<b>F 25 4</b>	6201 2Z	6004	20	42	ø5x16		M6x20 M6x50	
<b>F 31 4</b>		6006	30	55	ø5x16		M8x25 M8x60	45x55x2 "R"
<b>F 41 4</b>	NJ202	3206-2RS	30	68	ø5x16	M6x16	M8x25 M8x65	
<b>F 51 4</b>	NJ203	6008	40	80	ø6x16		M10x35 M10x75	
<b>F 60 4</b>		6010	50		ø6x16		M10x35 M10x80	



Pos.	Descrizione	Description	Benennung	Description	Descripción
101	Modulo addizionale	Additional gear module	Zusätzliche Baueinheit	Module additionnel	Módulo adicional
102	Pignone	Pinion gear	Ritzel	Pignon	Piñon
103	Corona	Gear	Zahnrad	Couronne	Corona
104	Guarnizione	Gasket	Dichtung	Jointplat	Junta
107	Pignone	Pinion gear	Ritzel	Pignon	Piñon



								
	5101	5102	5103	5104	5105	5106	5109	5114
F 70 4	6304	6303	52	17	M12x35	M12x65	ø6x16	5x5x19 C
F 80 4	6404	6304	72	20	M12x35	M12x65	ø6x16	6x6x25 C
F 90 4	6306	6305	72	25	M16x50	M16x80	ø6x16	8x7x25 C




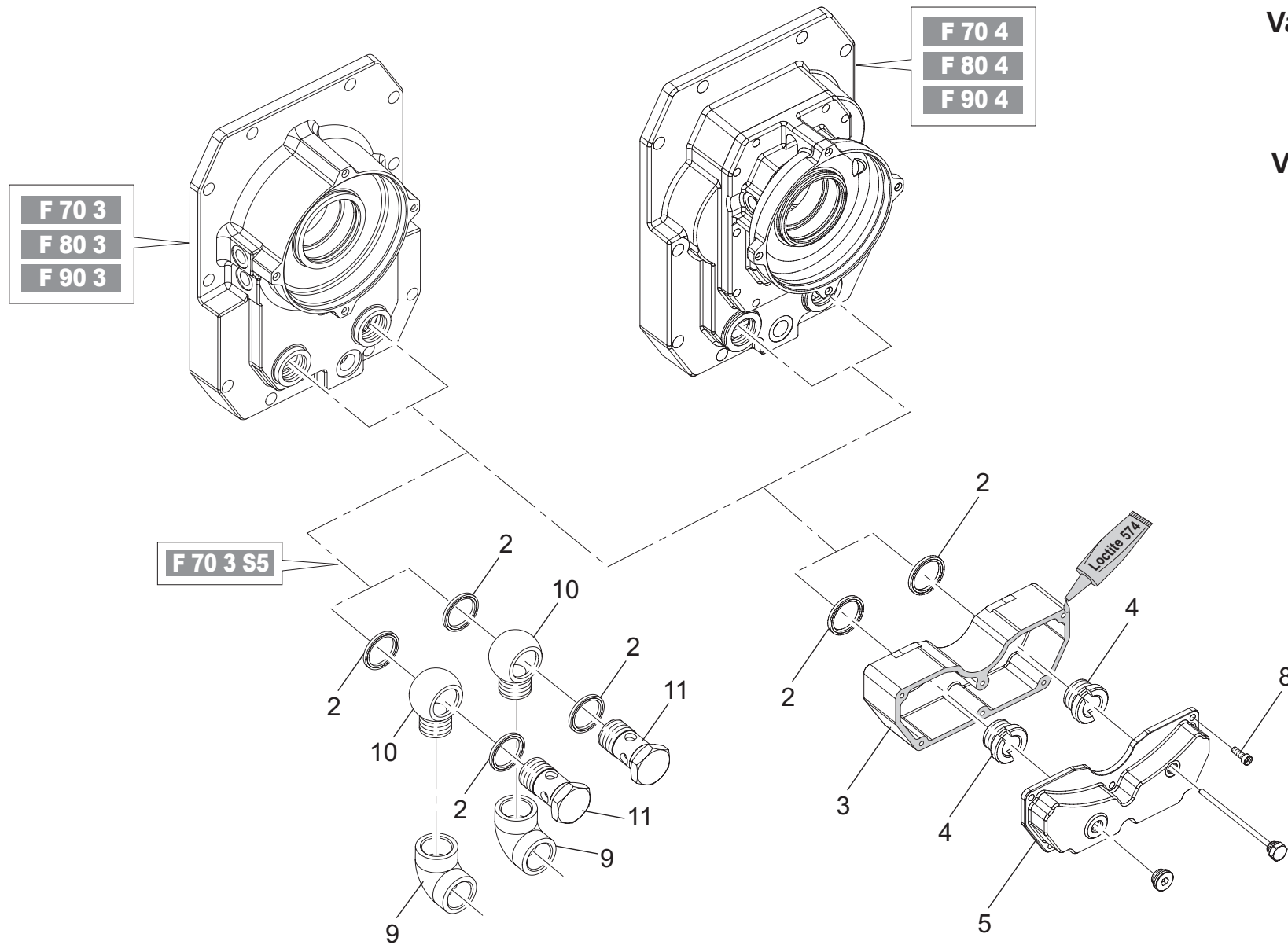
**Interfaccia per motore compatto**  
**Compact motor interface**  
**S Baueinheit**  
**Module S**  
**Adaptador para motor compacto**

	OR 5006		
	F 20 2 F 25 2/3 - F 31 2/3 F 41 4 - F 51 4	F 41 2/3 - F 51 2/3 F 60 4 - F 70 4 F 80 4 - F 90 4	F 60 3 - F 70 3 F 80 3 - F 90 3
<b>S05</b>			
<b>S1</b>			
<b>S2</b>	4137	4137	
<b>S3</b>	4137	4137	4137
<b>S4</b>	149	149	149
<b>S5</b>		149	149

Pos.	Descrizione	Description	Benennung	Description	Descripción
1	Coperchio	Cover	Deckel	Couvercle	Tapa
3	Boccola	Bushing	Buchse	Douille	Casquillo
151	Pignone	Pinion gear	Ritzel	Pignon	Piñon

	 5001							 5005						
	F 10 - F 20 3 F 25 4 F 31 4	F 20 2 F 25 2/3 F 41 4	F 31 2/3 F 51 4	F 41 2/3 - F 51 2/3 F 60 4 - F 70 4 F 80 4	F 60 3	F 70 3	F 80 3 F 90 3	F 90 4	F 10 - F 20 - F 25 F 31 4 - F 41 4	F 31 2/3 F 51 4	F 41 2/3 - F 51 2/3 F 60 4 - F 70 4 F 80 4	F 60 3 F 70 3	F 80 3 F 90 3	F 90 4
S05	20x35x7 L 25x35x7 L	20x35x7 L 25x35x7 L							20x35x4					
S1	20x35x7 L 25x35x7 L	20x35x7 L 25x35x7 L	20x35x7 L 25x35x7 L	20x35x7 L 25x35x7 L					20x35x4	20x35x4	20x35x4			
S2	35x55x8 L	35x55x8 L 42x55x8 L 45x55x6 L	35x55x8 L 42x55x8 L 45x55x6 L	35x55x8 L 42x55x8 L 45x55x6 L	35x55x8 L 42x55x8 L 45x55x6 L	35x55x8 L 42x55x8 L		35x55x8 L 42x55x8 L 45x55x6 L	35x52x4.5	35x52x4.5	35x52x4.5	35x52x4.5		35x52x4.5
S3	35x62x7 L 48x62x8 L	35x62x7 L 48x62x8 L	35x62x7 L 48x62x8 L	35x62x7 L 48x62x8 L	35x62x7 L 48x62x8 L	35x62x7 L	35x62x7 L	35x62x7 L 48x62x8 L	35x52x4.5	35x52x4.5	35x52x4.5	35x52x4.5	35x52x4.5	35x52x4.5
S4				45x85x10 L 65x85x10 L	45x85x10 L 65x85x10 L	45x85x10 L 65x85x10 L	45x85x10 L 65x85x10 L	45x85x10 L 65x85x10 L			45x62x4.5	45x62x4.5	45x62x4.5	45x62x4.5
S5					45x85x10 L 65x85x10 L	45x85x10 L 65x85x10 L	45x85x10 L 65x85x10 L					45x62x4.5	45x62x4.5	

	 5002													 5010		
	F 10	F 20 2 F 25 2/3	F 20 3 F 25 4	F 31 2/3 F 51 4	F 31 4	F 41 2/3 - F 60 4 F 70 4 - F 80 4	F 41 4	F 51 2/3	F 60 3	F 70 3	F 80 3	F 90 3	F 90 4	F 70 3	F 80 3	F 90 3
S05	M6x22	M6x20	M6x20		M6x18 M6x20		M6x20									
S1	M6x22	M6x18 M6x22	M6x22	M8x25	M6x20 M6x22	M8x25	M6x16 M6x20	M10x30								
S2	M6x22	M6x22	M6x22	M8x25	M6x20 M6x22	M8x25	M6x20	M10x30	M10x30	M12x35			M10x25 M10x30	M12x65		
S3	M6x22	M6x22	M6x22	M8x25	M6x20 M6x22	M8x25	M6x20	M10x30	M10x30	M12x35	M12x35	M16x50	M10x25 M10x30	M12x65	M12x65	M16x80
S4						M8x25		M10x30	M10x30	M12x35	M12x35	M16x50	M10x25 M10x30	M12x65	M12x65	M16x80
S5									M10x30	M12x35	M12x35	M16x50		M12x65	M12x65	M16x80





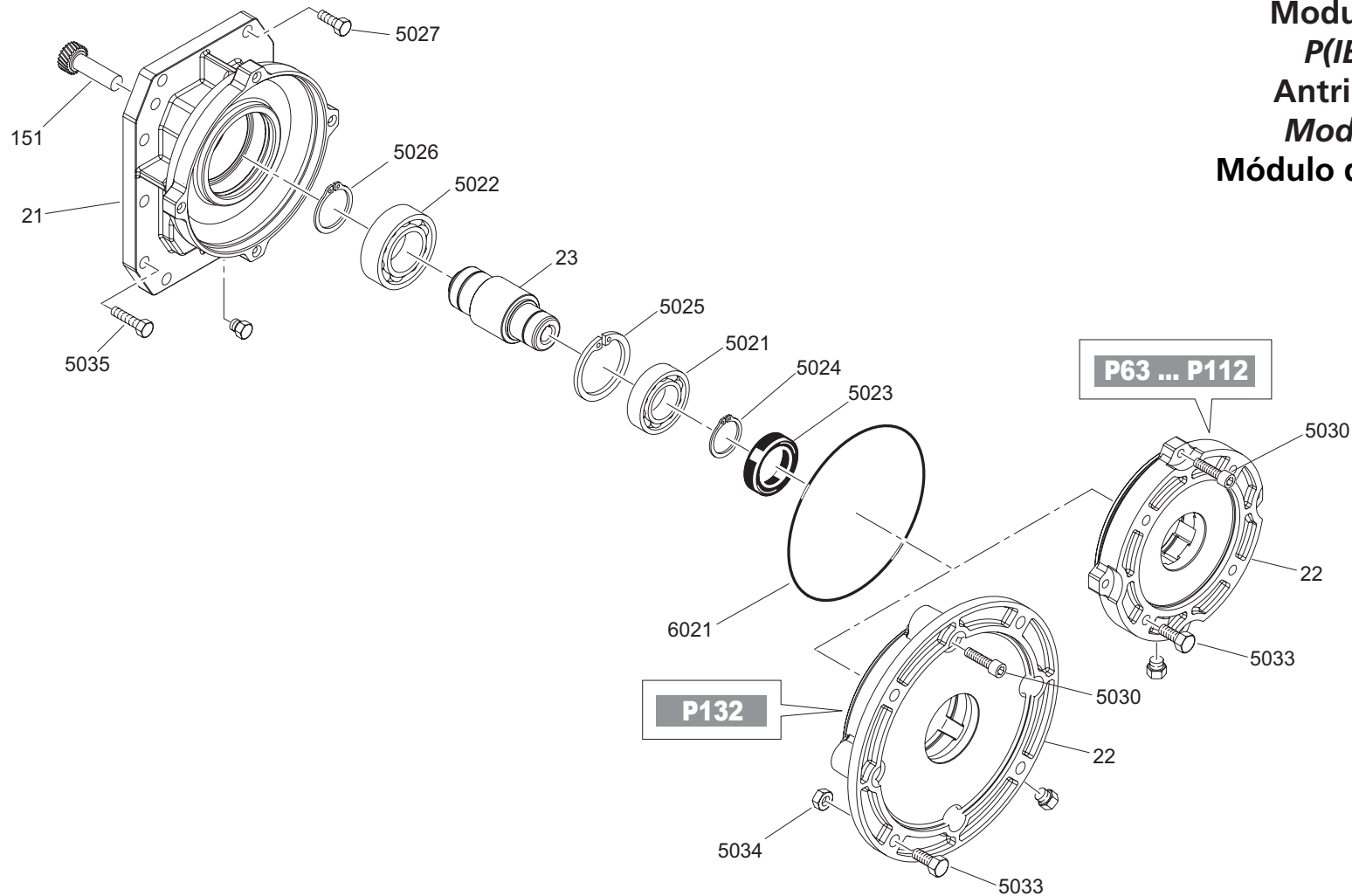
Vaso di espansione  
 Expansion tank  
 Olüberlaufgefäß  
 Vase d'expansion  
 Vaso de expansión

Utilizzare LOCTITE 574 o similare in quanto a proprietà e campo di utilizzo / Use LOCTITE 574 or similar in terms of characteristics and applications / LOCTITE 574 oder in punkto Eigenschaften und Anwendungsbereich gleichwertige Mittel benutzen / Utiliser LOCTITE 574 ou un produit équivalent en ce qui concerne les propriétés et la plage d'utilisation / Utilice LOCTITE 574 o similar en cuanto a propiedades y ámbito de utilización







Pos.	Descrizione	Description	Benennung	Description	Descripción
3	Vaso espansione	Expansion tank	Olüberlaufgefaß	Vase d'expansion	Vaso de expansión
4	Vite forata	Bored screw	Lochschraube	Vis percée	Tornillo perforado
5	Coperchio	Cover	Deckel	Couvercle	Tapa
9	Raccordo	Elbow pipe	Anschluss	Raccord	Racor
10	Anello orientabile	Rotating ring	Ausrichtbarer Ring	Bague orientable	Anillo orientable
11	Vite forata	Bored screw	Lochschraube	Vis percée	Tornillo perforado





	 <b>2</b>						 <b>8</b>					
	F 70 3	F 70 4	F 80 3	F 80 4	F 90 3	F 90 4	F 70 3	F 70 4	F 80 3	F 80 4	F 90 3	F 90 4
<b>S2</b>	USIT 33.9	USIT 33.9		USIT 33.9		USIT 33.9	M6x18	M6x18		M6x18		M8x20
<b>S3</b>	USIT 33.9	USIT 33.9	USIT 33.9	USIT 33.9	USIT 33.9	USIT 33.9	M6x18	M6x18	M6x18	M6x18	M8x20	M8x20
<b>S4</b>	USIT 33.9	USIT 33.9	USIT 33.9	USIT 33.9	USIT 33.9	USIT 33.9	M6x18	M6x18	M6x18	M6x18	M8x20	M8x20
<b>S5</b>	USIT 33.9		USIT 33.9		USIT 33.9		M6x18		M6x18		M8x20	



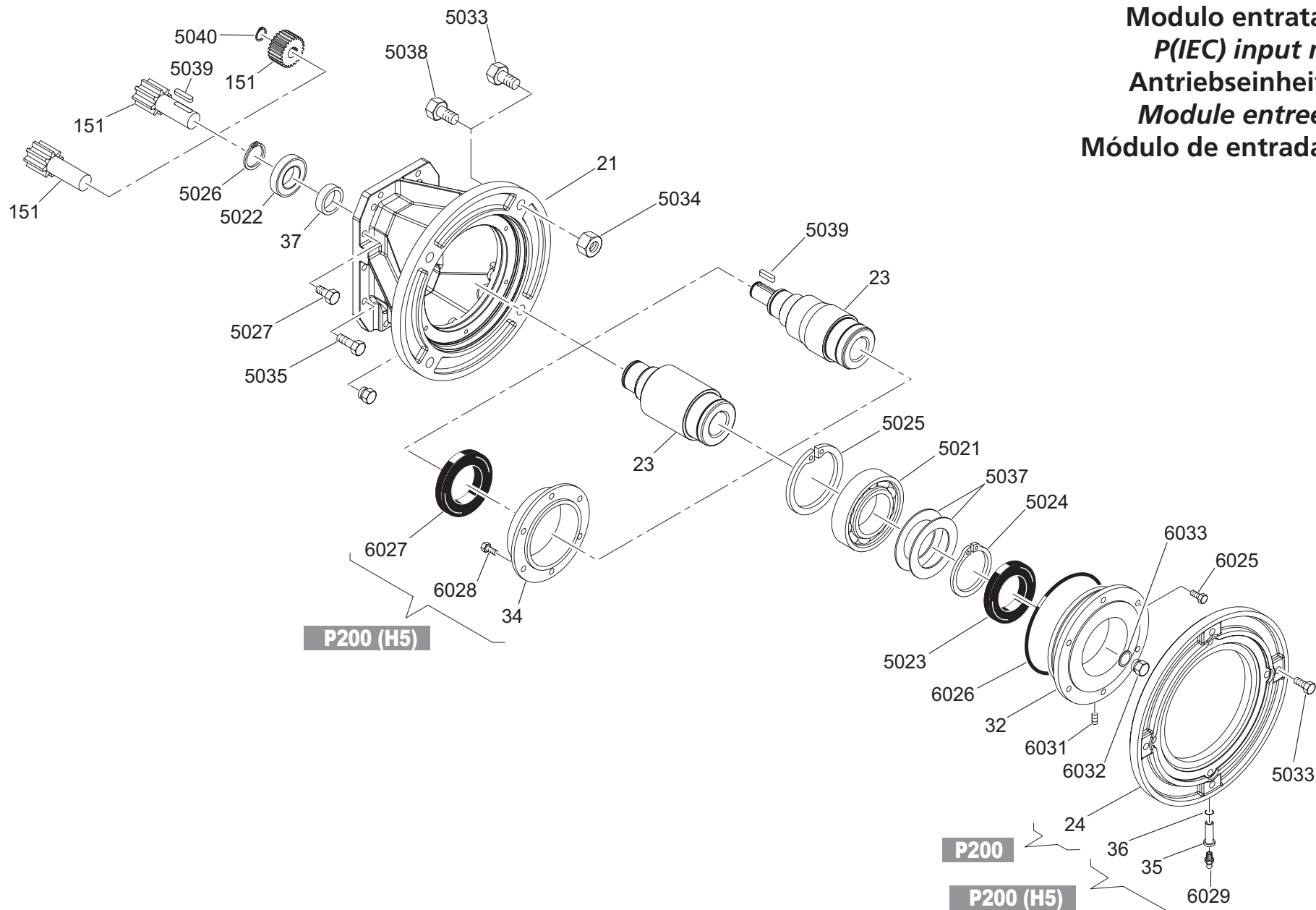
**Modulo entrata P(IEC)**  
**P(IEC) input module**  
**Antriebseinheit P(IEC)**  
**Module entree P(IEC)**  
**Módulo de entrada P(IEC)**

Pos.	Descrizione	Description	Benennung	Description	Descripción
21	Coperchio	Cover	Deckel	Couvercle	Tapa
22	Flangia	Flange	Flansch	Bride	Brida
23	Albero veloce	Input shaft	Antriebswelle	Arbre rapide	Eje de entrada
151	Pignone	Pinion gear	Ritzel	Pignon	Piñon
















	 <b>5027</b>							<b>5033</b>	<b>5035</b>			 <b>5030</b>			 OR <b>6021</b>		 <b>5034</b>
	<b>F 10 ... F 25</b> <b>F 31 4</b> <b>F 41 4</b>	<b>F 31 2/3</b> <b>F 51 4</b> <b>F 60 4</b>	<b>F 41 2/3</b> <b>F 70 4</b> <b>F 80 4</b>	<b>F 51 2/3</b> <b>F 60 3</b>	<b>F 70 3</b> <b>F 80 3</b>	<b>F 90 3</b>	<b>F 90 4</b>		<b>F 70 3</b> <b>F 80 3</b>	<b>F 90 3</b>	<b>F 10 ... F 31</b> <b>F 41 4 - F 51 4</b> <b>F 60 4</b>	<b>F 41 2/3 - F 51 2/3</b> <b>F 60 3 - F 70 4</b> <b>F 80 4 - F 90 4</b>	<b>F 70 3</b> <b>F 80 3</b> <b>F 90 3</b>	<b>F 10 ... F 31</b> <b>F 41 4 - F 51 4</b> <b>F 60 4</b>	<b>F 41 2/3 - F 51 2/3</b> <b>F 60 3</b> <b>F 70 ... F 90</b>	<b>F 41 ... F 90</b>	
	<b>P63</b>	M6x22	M8x25	M8x25	M10x30			M10x25 M10x30	M8x20			M5x20	M5x20		3475	3475	
<b>P71</b>	M6x22	M8x25	M8x25	M10x30			M10x25 M10x30	M8x20			M5x20	M5x20		3475	3475		
<b>P80</b>	M6x22	M8x25	M8x25	M10x30	M12x35	M16x50	M10x25 M10x30	M10x22	M12x65	M16x85	M6x25	M6x25	M6x25	3575	3575		
<b>P90</b>	M6x22	M8x25	M8x25	M10x30	M12x35	M16x50	M10x25 M10x30	M10x22	M12x65	M16x85	M6x25	M6x25	M6x25	3575	3575		
<b>P100</b> <b>P112</b>	M6x22	M8x25	M8x25	M10x30	M12x35	M16x50	M10x25 M10x30	M12x30	M12x65	M16x85	M6x30	M8x25	M8x25	3575	3800		
<b>P132</b>			M8x25	M10x30	M12x35	M16x50	M10x25 M10x30	M12x50	M12x65	M16x85		M8x25	M8x25		3800	M12	



	 <b>5023</b>	<b>5021</b>	 <b>5022</b>				<b>5024</b>	 <b>5026</b>		 <b>5025</b>
			<b>F 10 ... F 31</b> <b>F 41 4 - F 51 4</b> <b>F 60 4</b>	<b>F 41 2/3 - F 51 2/3</b> <b>F 60 3</b> <b>F 70 4 - F 80 4 - F 90 4</b>	<b>F 70 3</b>	<b>F 80 3</b> <b>F 90 3</b>		<b>F 10 ... F 51</b> <b>F 60 3</b> <b>F 70 ... F 90</b>	<b>F 60 4</b>	
<b>P63</b>	25x42x7 L	6005-2RS	6006	6006	6006		25	30	30	47
<b>P71</b>	25x42x7 L	6005-2RS	6006	6006	6006		25	30	30	47
<b>P80</b>	40x62x7 L	6008-2RS	6007 6007 ETN9	6007 6007 ETN9	6007 6007 ETN9	6007 6007 ETN9	40	35	35	68
<b>P90</b>	40x62x7 L	6008-2RS	6007 6007 ETN9	6007 6007 ETN9	6007 6007 ETN9	6007 6007 ETN9	40	35	35	68
<b>P100</b> <b>P112</b>	45x72x8 L	6009-2RS	6007 ETN9	6209	6209	6209	45	45	35	75
<b>P132</b>	55x80x8 L	6012-2RS		6209	NJ209E	NJ209E	60	45	45	95

**Modulo entrata P(IEC)**  
***P(IEC) input module***  
**Antriebseinheit P(IEC)**  
***Module entree P(IEC)***  
**Módulo de entrada P(IEC)**

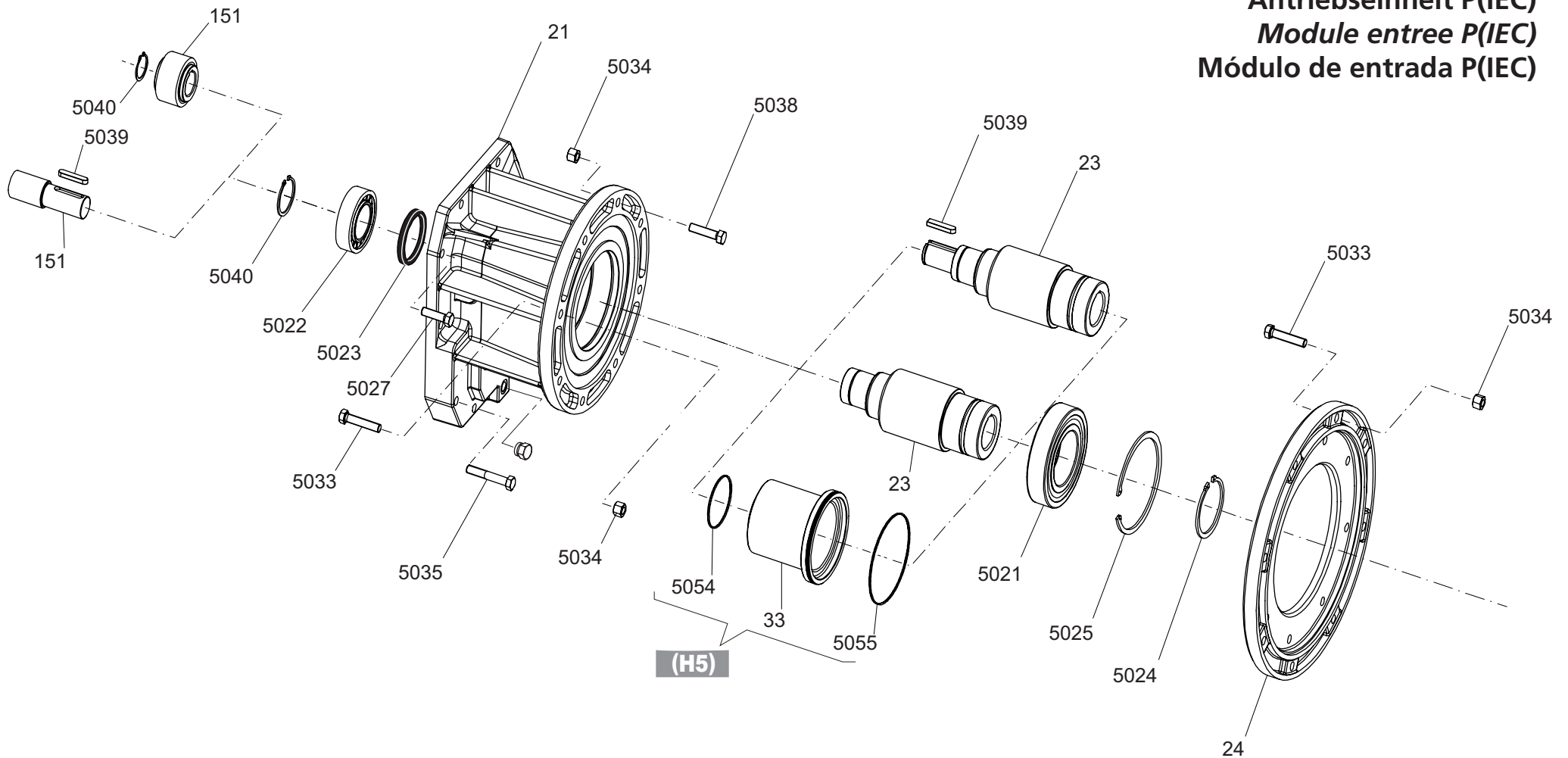


Pos.	Descrizione	Description	Benennung	Description	Descripción
21	Coperchio	Cover	Deckel	Couvercle	Tapa
23	Albero veloce	Input shaft	Antriebswelle	Arbre rapide	Eje de entrada
24	Controflangia	Adapter motor flange	Gegenflansch	Contre-bride	Contrabrida
32	Cappello per cuscinetto	Bearing holder	Deckel	Capuchon	Sombbrero para rodamiento
34	Boccola per anello di tenuta	Oilseal bushing	Dichtringbuchse	Bague pour joint d'étanchéité	Casquillo para anillo de estanqueidad
35	Prolunga per ingrassatore	Grease nipple extension	Verlängerung für Schmiervorrichtung	Rallonge de système de graissage	Prolongador para inyector de engrase
36	Guarnizione in rame	Copper gasket	Kupferdichtung	Joints en cuivre	Junta de cobre
37	Distanziale	Spacer ring	Distanzring	Entretoise	Distanciador
151	Pignone	Pinion gear	Ritzel	Pignon	Piñon








																
	5021	5022	5039	5024	5026	5040	5025	5037	5034	6029	6031	6032	6033	5023	6027	
								F 51 2/3 F 60 3 F 90 4		F 80 3 F 90 3	F 80 3 F 90 3	F 80 3 F 90 3	F 80 3 F 90 3	F 51 F 60	F 70 ... F 90	F 70 ... F 90
<b>P160</b>	6016 6016 2RS 6216 6216 2RS	NUP210 6210 NUP310 6310	8x7x45 A	80	50	30	125 140	80x100x2 P	M16						80x110x10 L	80x110x10 L
<b>P180</b>	6016 6016 2RS 6216 6216 2RS	NUP210 NUP310 6310 6212	8x7x45 A 14x9x57 C	80	50 60	30 48	125 140	80x100x2 P	M16						80x110x10 L	80x110x10 L
<b>P200</b>	6216 6216 2RS 3216	NUP2210 6310 NUP310 6212 NUP2212	8x7x45 A 14x9x57 C	80	50 60	30 48	140			M6	M10x14	M42x2	42x50x1.5		80x110x10 L	90x120x12 L


														
	5027				5033			5035	5038	6025		6028	OR 6026	
	F 51	F 60	F 70 - F 80	F 90	F 51 - F 60	F 70 ... F 90	F 70 ... F 90	F 70 ... F 90	F 51 - F 60	F 70 ... F 90	F 80 - F 90	F 51 - F 60	F 70 ... F 90	
<b>P160</b>	M10x30 M10x35 M10x45	M10x35	M12x40	M16x50	M16x60	M16x60	M12x65		M8x25	M8x25		3725	3725	
<b>P180</b>	M10x30 M10x35 M10x45	M10x35	M12x40	M16x50	M16x60	M16x60	M12x65		M8x25	M8x25		3725	3725	
<b>P200</b>			M12x40	M16x50		M16x35	M12x65 M12x70 M16x40	M16x40		M8x25	M6x16		3725	

**Modulo entrata P(IEC)**  
**P(IEC) input module**  
**Antriebseinheit P(IEC)**  
**Module entree P(IEC)**  
**Módulo de entrada P(IEC)**

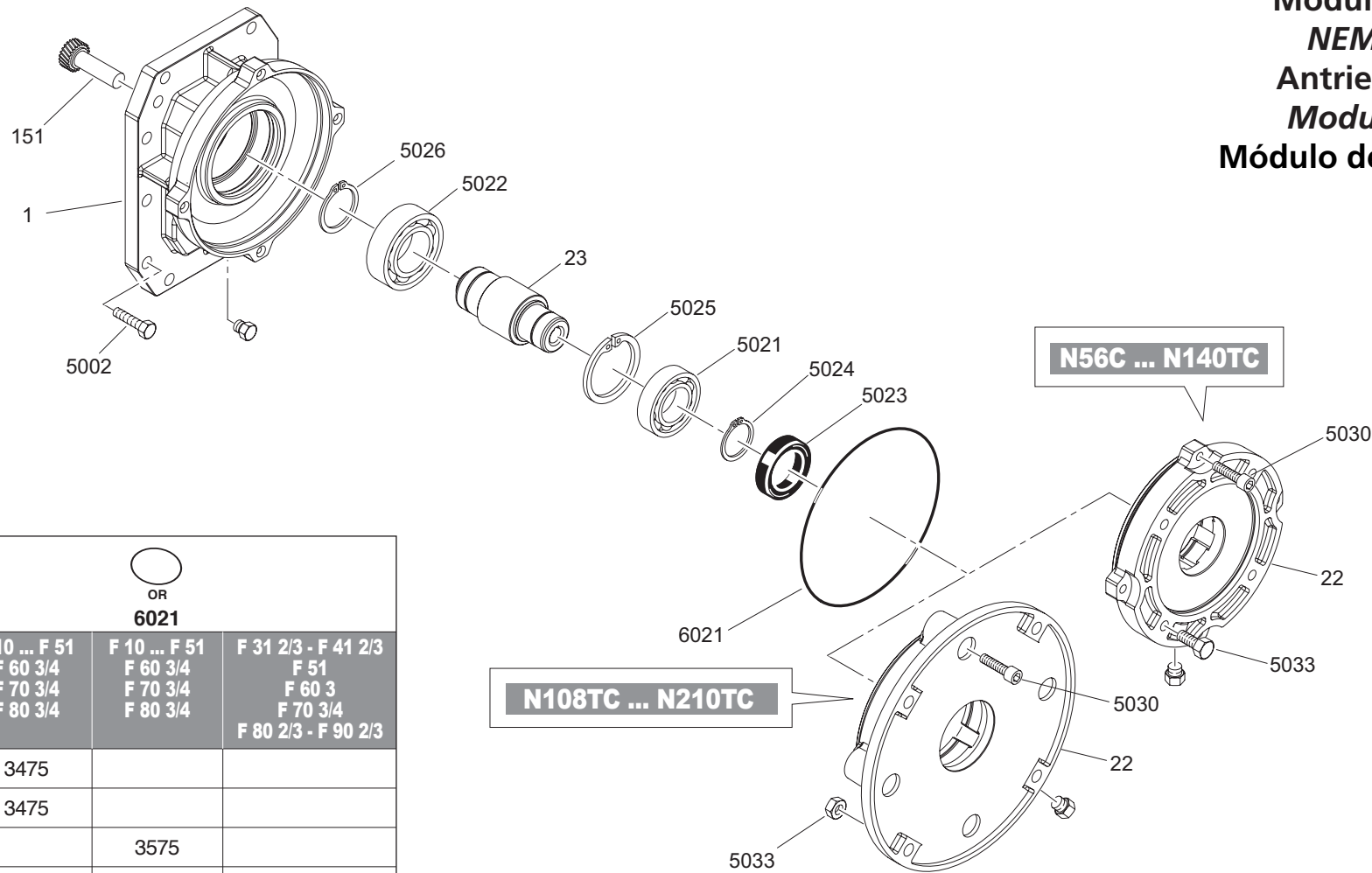



Pos.	Descrizione	Description	Benennung	Description	Descripción
21	Coperchio	Cover	Deckel	Couvercle	Tapa
23	Albero veloce	Input shaft	Antriebswelle	Arbre rapide	Eje de entrada
24	Controflangia	Adapter motor flange	Gegenflansch	Contre-bride	Contrabrida
151	Pignone	Pinion gear	Ritzel	Pignon	Piñon

										
	5021	5022	5039	5024	5040	5025	5034	5023	5054	5055
P225	6222 2Z	NJ2214E	14x9x57 C	110	48	200	M16	90x110x12 L	3400	3700
P250	6222 2Z	NJ2214E	14x9x57 C	110	48	200	M16	90x110x12 L	3400	3700

						
	5027		5033	5035		5038
	F 80 3	F 90 3	F 80 3 F 90 3	F 80 3	F 90 3	F 90 3
P225	M12x40	M16x50	M16x70	M12x70	M16x85	
P250		M16x50	M16x70		M16x85	M16x60



**Modulo entrata NEMA**  
**NEMA input module**  
**Antriebseinheit NEMA**  
**Module entree NEMA**  
**Módulo de entrada NEMA**







	 OR <b>6021</b>		
	F 10 ... F 51 F 60 3/4 F 70 3/4 F 80 3/4	F 10 ... F 51 F 60 3/4 F 70 3/4 F 80 3/4	F 31 2/3 - F 41 2/3 F 51 F 60 3 F 70 3/4 F 80 2/3 - F 90 2/3
<b>N56C</b>	3475		
<b>N140TC</b>	3475		
<b>N180TC</b>		3575	
<b>N210TC</b>			3800

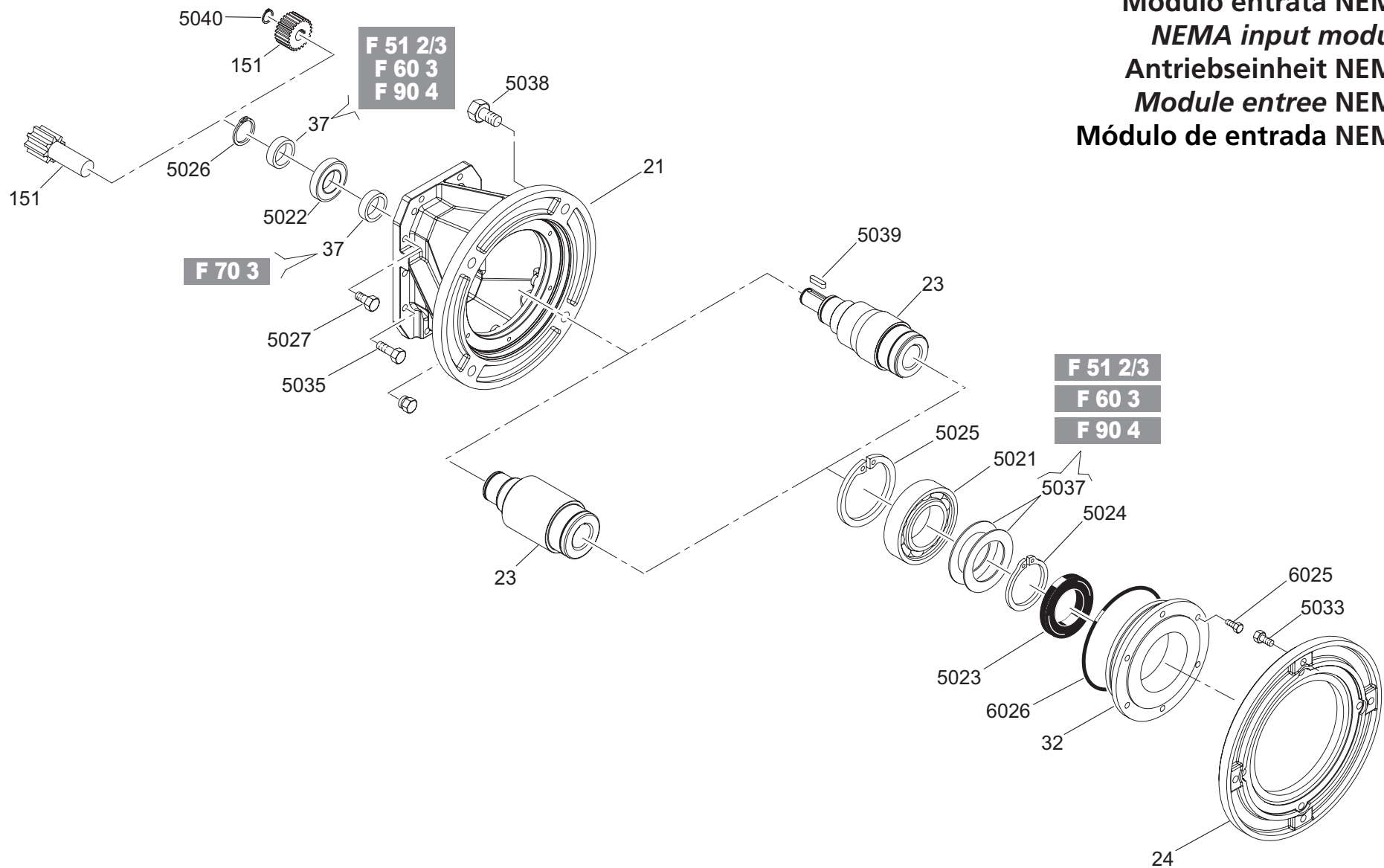
Pos.	Descrizione	Description	Benennung	Description	Descripción
1	Coperchio	Cover	Deckel	Couvercle	Tapa
22	Flangia	Flange	Flansch	Bride	Brida
23	Albero veloce	Input shaft	Antriebswelle	Arbre rapide	Eje de entrada
151	Pignone	Pinion gear	Ritzel	Pignon	Piñon






											
	5033		5002						5030		
	F 10 ... F 25	F 31 ... F 90	F 10 2 F 20 2 - F 20 3 F 25	F 31 4 F 31 4	F 31 2/3 F 41 2/3 F 51 4 F 60 4 - F 70 4 F 80 4	F 51 2/3 F 60 3	F 90 4	F 70 3 F 80 3	F 90 3	F 10 ... F 25	F 31 ... F 90
<b>N56C</b>	3/8-16x1"	3/8-16x1"	M6x22	M6x22 + M6x20	M8x25	M10x30	M10x25 + M10x30			M5x20	M5x20
<b>N140TC</b>	3/8-16x1"	3/8-16x1"	M6x22	M6x22 + M6x20	M8x25	M10x30	M10x25 + M10x30			M5x20	M5x20
<b>N180TC</b>	1/2"-13x1	1/2"-13x1	M6x22	M6x22 + M6x20	M8x25	M10x30	M10x25 + M10x30	M12x35	M16x50	M6x30	M6x30
<b>N210TC</b>		1/2"-13x1			M8x25	M10x30	M10x25 + M10x30	M12x35	M16x50		M8x25






												
	5023		5021		5022		5024		5026		5025	
	F 10 ... F 25	F 31 ... F 90	F 10 ... F 25	F 31 ... F 90	F 10 ... F 25	F 31 ... F 90	F 10 ... F 25	F 31 ... F 90	F 10 ... F 25	F 31 ... F 90	F 10 ... F 25	F 31 ... F 90
<b>N56C</b>	35x62x7 L	35x62x7 L	6008 - 2RS	6008 - 2RS	6006	6006	40	40	30	30	68	68
<b>N140TC</b>	35x62x7 L	35x62x7 L	6008 - 2RS	6008 - 2RS	6006	6006	40	40	30	30	68	68
<b>N180TC</b>	45x72x8 L	45x72x8 L	6009 - 2RS	6009 - 2RS	6007-ETN9	6007-ETN9	45	45	35	35	75	75
<b>N210TC</b>		55x80x8 L		6012 - 2RS		6209		60		45		95

**Modulo entrata NEMA**  
**NEMA input module**  
**Antriebseinheit NEMA**  
**Module entree NEMA**  
**Módulo de entrada NEMA**

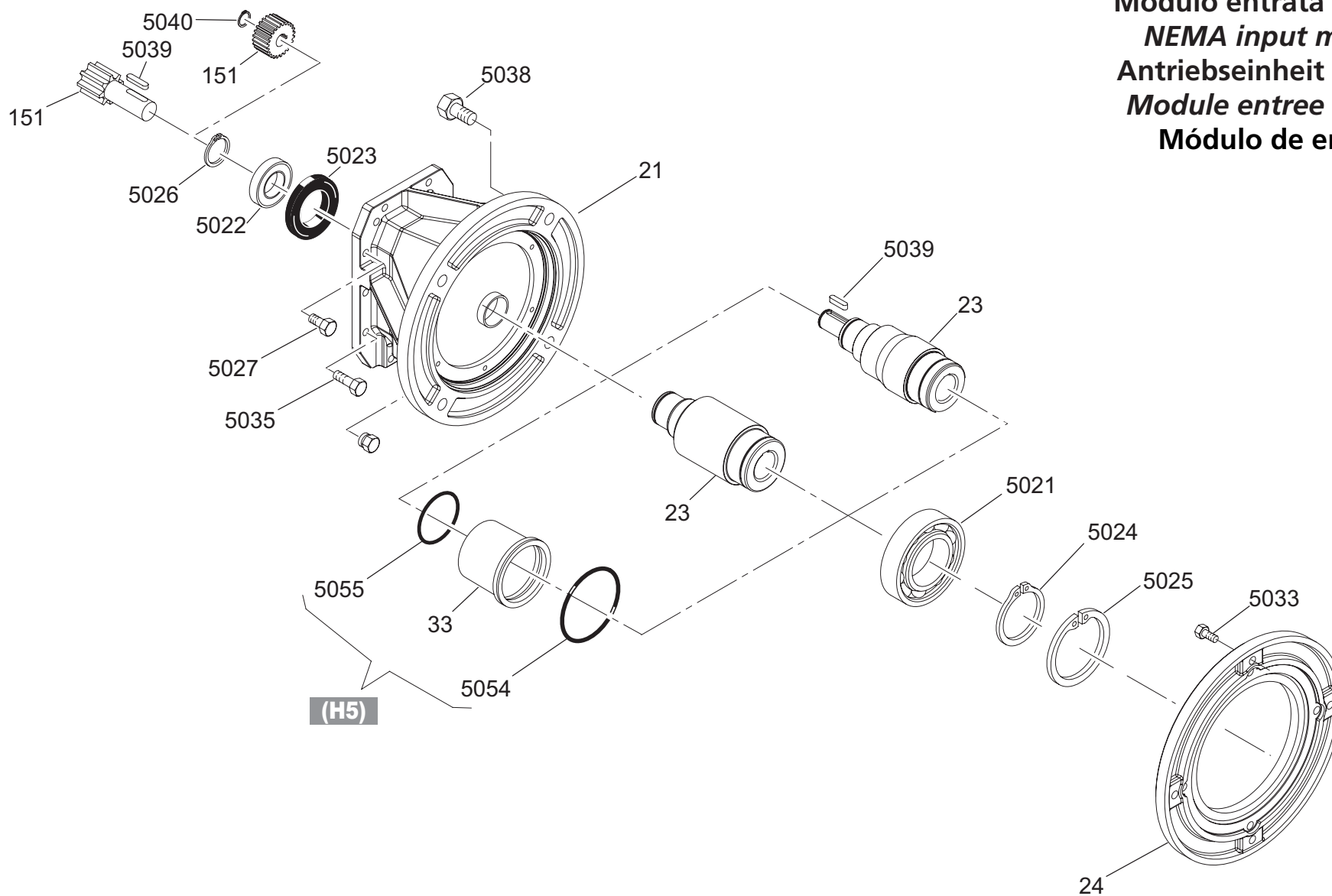


Pos.	Descrizione	Description	Benennung	Description	Descripción
21	Coperchio	Cover	Deckel	Couvercle	Tapa
23	Albero veloce	Input shaft	Antriebwelle	Abre rapide	Eje de entrada
24	Controflangia	Adapter motor flange	Gegenflansch	Contre-bride	Contrabrida
32	Cappelotto per cuscinetto	Bearing holder	Deckel	Capuchon	Sombbrero para rodamiento
37	Distanziale	Spacer ring	Distanzring	Entretoise	Distanciador
151	Pignone	Pinion gear	Ritzel	Pignon	Piñon








																		
	5033			5038		6025	5035				5027				OR 6026	5039		
	F 51 ... F 90	F 51 ... F 90	F 51 ... F 90	F 70 3	F 80 3	F 90 3	F 51 2/3	F 60 3	F 70 F 80	F 90 3	F 90 4	F 51 ... F 90	F 70 3 F 80 3 F 80 3	F 70 3	F 80 3 F 90 3			
<b>N250TC</b>	1/2-13x1-1/4	M16x40	M8x25	M12x65	M12x70	M16x85	M10x35 M10x45	M10x35	M12x40	M16x50	M10x30 M10x35 M10x45	3725	8x7x45 A					
<b>N280TC</b>	1/2-13x1-1/4	M16x50	M8x25	M12x65	M12x70	M16x85	M10x35 M10x45	M10x35	M12x40	M16x50	M10x30 M10x35 M10x45	3725		8x7x45 A	8x7x45 A 14x9x57 C			

														
	5023		5021		5022		5024	5026	5040			5025		5037
	F 51 ... F 90	F 51 2/3 F 60 3 F 90 4	F 70 3 F 80 3 F 90 3	F 51 2/3 F 60 3	F 70 3	F 80 3 F 90 3	F 51 ... F 90	F 51 ... F 90	F 70 3 F 80 3 F 90 3	F 70 3	F 80 3 F 90 3	F 51 2/3 F 60 3 F 90 4	F 70 3 F 80 3 F 90 3	F 51 2/3 F 60 3 F 90 4
<b>N250TC</b>	80x110x10 L	6016 6016-2RS	6216 6216-2RS	NUP210	NUP210 6210	NUP310ECP 6310	80	50	30			125	140	80x100x2 P
<b>N280TC</b>	80x110x10 L	6016 6016-2RS	6216 6216-2RS	NUP210	NUP210 6210	NUP310ECP 6310 6212	80	50		30	30 48	125	140	80x100x2 P

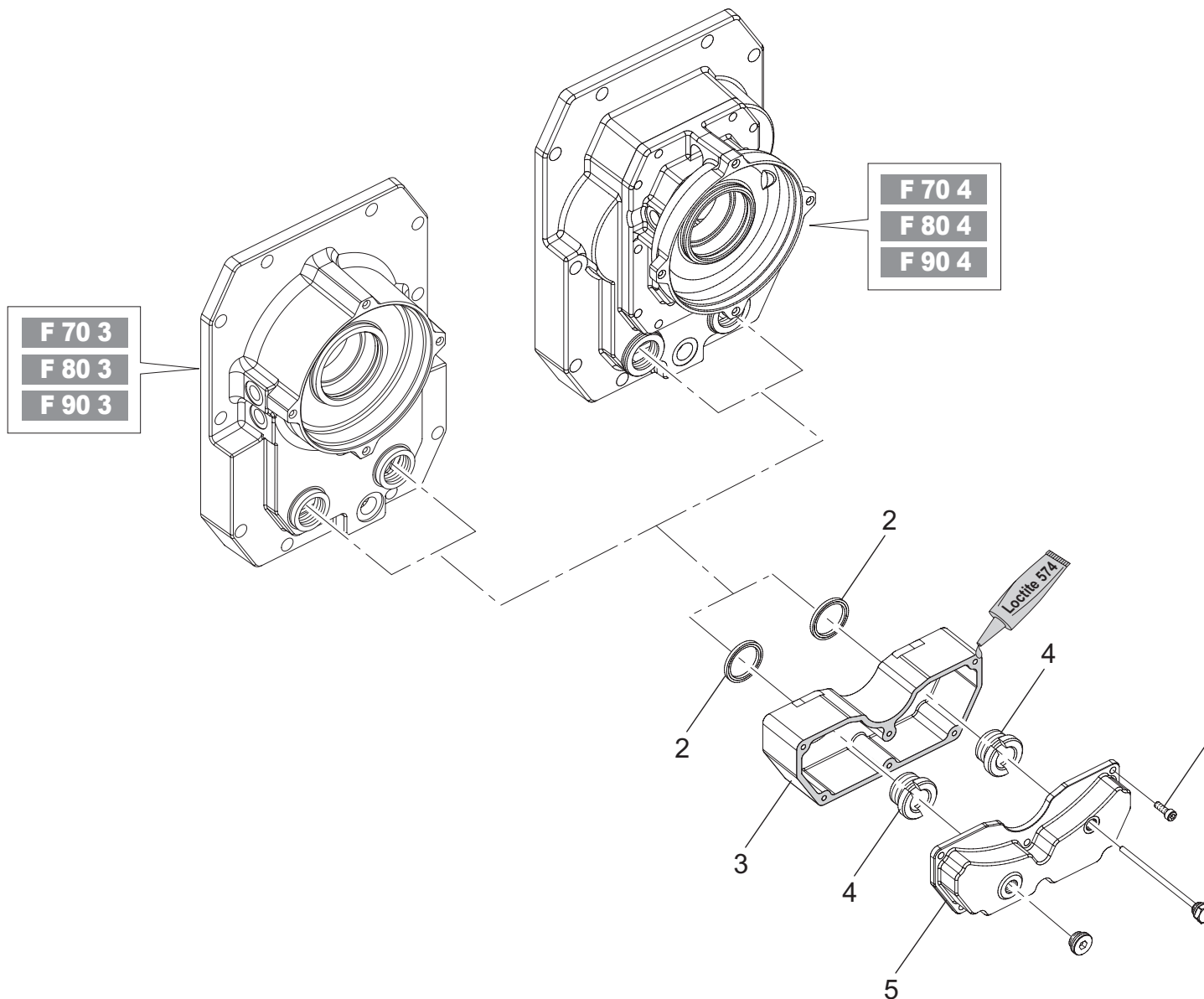
**Modulo entrata NEMA**  
**NEMA input module**  
**Antriebseinheit NEMA**  
**Module entree NEMA**  
**Módulo de entrada**



Pos.	Descrizione	Description	Benennung	Description	Descripción
21	Coperchio	Cover	Deckel	Couvercle	Tapa
23	Albero veloce	Input shaft	Antriebwelle	Abre rapide	Eje de entrada
24	Controflangia	Adapter motor flange	Gegenflansch	Contre-bride	Contrabrida
33	Boccola	Bushing	Buchse	Bague	Casquillo
151	Pignone	Pinion gear	Ritzel	Pignon	Piñon



																
	5033	5038	5035		5027		5054	5055	5039	5023	5021	5022	5024	5026	5040	5025
	F 80 3 F 90 3	F 80 3 F 90 3	F 80 3	F 90 3	F 80 3	F 90 3	F 80 3 F 90 3	F 80 3 F 90 3	F 80 3 F 90 3	F 80 3 F 90 3	F 80 3 F 90 3	F 80 3 F 90 3	F 80 3 F 90 3	F 80 3 F 90 3	F 80 3 F 90 3	F 80 3 F 90 3
<b>N320TC</b>	5/8-11x1-1/2	M16x60	M12x70	M16x85	M12x40	M16x50	3400	3700	14x9x57 C 14x9x50 A	90x110x12 L	6222-2Z	NJ2214E	110	70	48	200

Vaso di espansione  
 Expansion tank  
 Olüberlaufgefaß  
 Vase d'expansion  
 Vaso de expansión

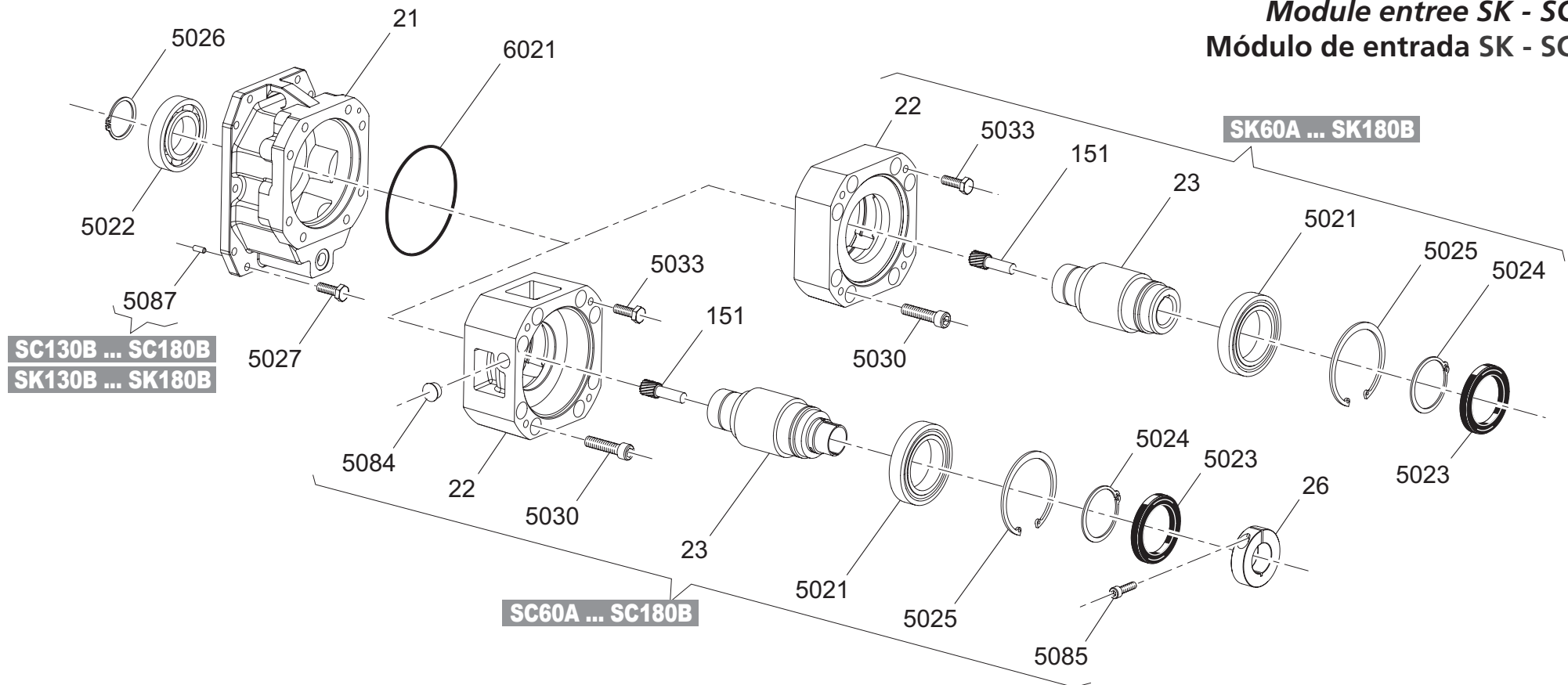


Utilizzare LOCTITE 574 o similare in quanto a proprietà e campo di utilizzo / Use LOCTITE 574 or similar in terms of characteristics and applications / LOCTITE 574 oder in punkto Eigenschaften und Anwendungsbereich gleichwertige Mittel benutzen / Utiliser LOCTITE 574 ou un produit équivalent en ce qui concerne les propriétés et la plage d'utilisation / Utilice LOCTITE 574 o similar en cuanto a propiedades y ámbito de utilización

Pos.	Descrizione	Description	Benennung	Description	Descripción
3	Vaso espansione	Expansion tank	Olüberlaufgefaß	Vase d'expansion	Vaso de expansión
4	Vite forata	Bored screw	Lochschraube	Vis percée	Tornillo perforado
5	Coperchio	Cover	Deckel	Couvercle	Tapa







	 <b>2</b>						 <b>8</b>					
	F 70 3	F 70 4	F 80 3	F 80 4	F 90 3	F 90 4	F 70 3	F 70 4	F 80 3	F 80 4	F 90 3	F 90 4
<b>P63</b> <b>P71</b>		USIT 33.9		USIT 33.9		USIT 33.9		M6x18		M6x18		M8x20
<b>P80</b> <b>P90</b>	USIT 33.9	USIT 33.9	USIT 33.9	USIT 33.9	USIT 33.9	USIT 33.9	M6x18	M6x18	M6x18	M6x18	M8x20	M8x20
<b>P100</b> <b>P112</b>	USIT 33.9	USIT 33.9	USIT 33.9	USIT 33.9	USIT 33.9	USIT 33.9	M6x18	M6x18	M6x18	M6x18	M8x20	M8x20
<b>P132</b>	USIT 33.9	USIT 33.9	USIT 33.9	USIT 33.9	USIT 33.9	USIT 33.9	M6x18	M6x18	M6x18	M6x18	M8x20	M8x20









Modulo entrata SK - SC  
 SK - SC input module  
 Antriebseinheit SK - SC  
 Module entree SK - SC  
 Módulo de entrada SK - SC






Pos.	Descrizione	Description	Benennung	Description	Descripción
21	Coperchio	Cover	Deckel	Couvercle	Tapa
22	Flangia motore	Motor flange	Motorflansch	Bride moteur	Brida del motor
23	Albero veloce	Input shaft	Antriebswelle	Arbre rapide	Eje de entrada
26	Morsetto	Clamp	Klemme	Bague de serrage	Borne
151	Pignone	Pinion gear	Ritzel	Pignon	Piñon



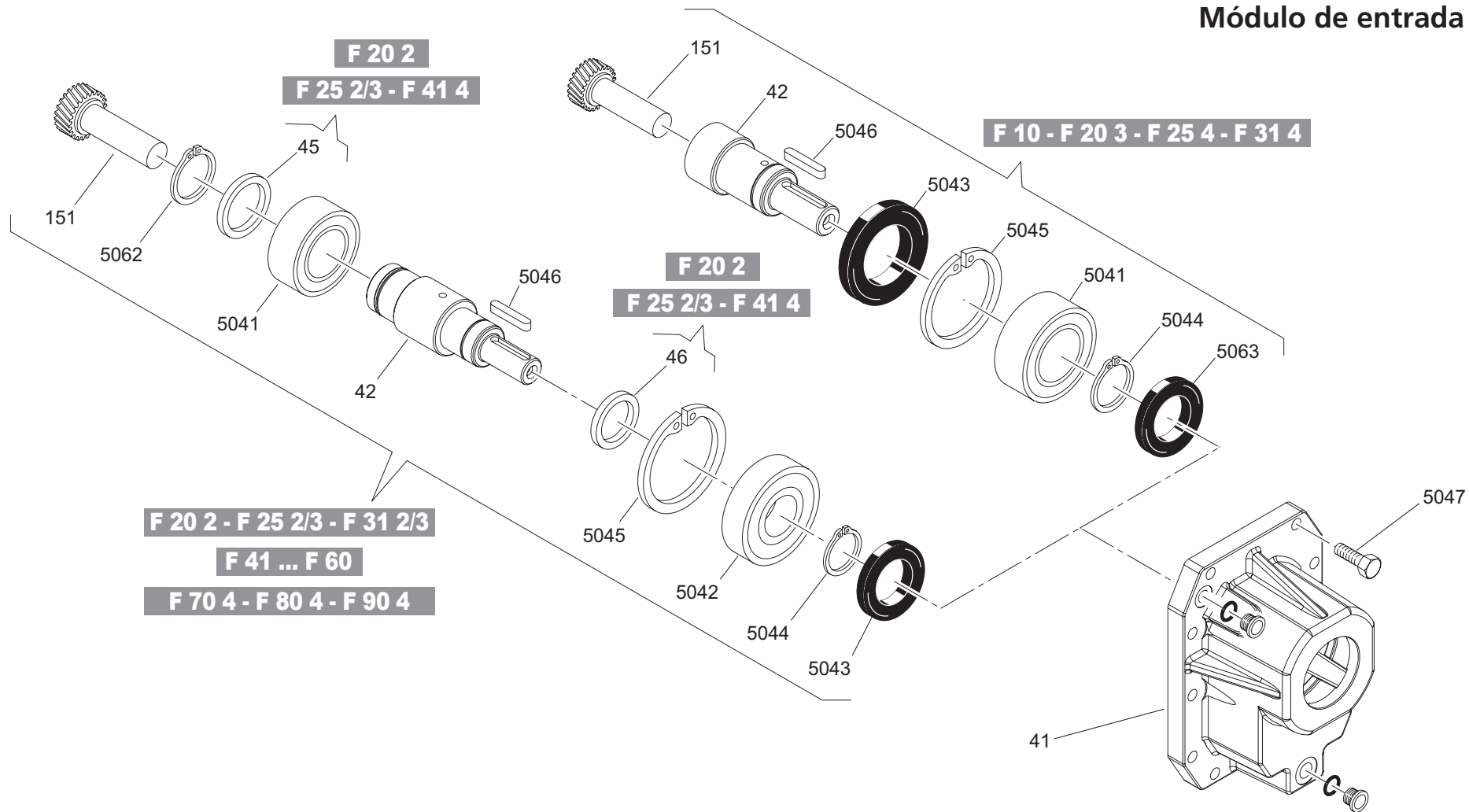
				 5027							 5033	
	F 10 - F 20 3 F 25 4	F 10 - F 20 3 F 25 4	F 20 2 F 25 2/3	F 31 2/3 F 51 4	F 31 4	F 31 4	F 41 2/3	F 41 4	F 51 2/3	F 60 3	F 60 4	
<b>SK-SC 60A</b>		M6x20	M6x22	M8x25		M6x20		M6x20				M5x16
<b>SK-SC 60B</b>		M6x20	M6x22	M8x25		M6x20		M6x20				M5x16
<b>SK-SC 80A</b>		M6x20	M6x22	M8x25		M6x20		M6x20				M6x22
<b>SK-SC 80B</b>							M8x25		M10x30		M8x25	M6x22
<b>SK-SC 80C</b>	M6x20		M6x22	M8x25	M6x20 M6x22		M8x25	M6x20	M10x30	M10x30	M8x25	M6x22
<b>SK-SC 95A</b>	M6x22		M6x22	M8x25	M6x20 M6x22		M8x25	M6x20	M10x30	M10x30	M8x25	M8x22
<b>SK-SC 95B</b>	M6x20		M6x22	M8x25	M6x20 M6x22		M8x25	M6x20	M10x30	M10x30	M8x25	M8x22
<b>SK-SC 95C</b>	M6x22		M6x22	M8x25	M6x20 M6x22		M8x25	M6x20	M10x30	M10x30	M8x25	M8x22
<b>SK-SC 110A</b>	M6x20		M6x22	M8x25	M6x20 M6x22		M8x25	M6x20	M10x30	M10x30	M8x25	M8x22
<b>SK-SC 110B</b>	M6x22		M6x22	M8x25	M6x20 M6x22		M8x25	M6x20	M10x30	M10x30	M8x25	M8x22
<b>SK-SC 130A</b>				M8x25			M8x25		M10x30	M10x30	M8x25	M10x30
<b>SK-SC 130B</b>							M8x25		M10x30	M10x30		M10x30
<b>SK-SC 180A</b>							M8x25		M10x30	M10x30		M12x30
<b>SK-SC 180B</b>							M8x25		M10x30	M10x30		M12x30

								
	5021	5022	5024	5026	5025	5023	OR 6021	5087
<b>SK-SC 60A</b>	6005-2RS	6004	25	20	47	25x47x7 L	2237	
<b>SK-SC 60B</b>	6005-2RS	6004	25	20	47	25x47x7 L	2237	
<b>SK-SC 80A</b>	6005-2RS	6004	25	20	47	25x47x7 L	2237	
<b>SK-SC 80B</b>	6008-2RS	6007	40	35	68	40x62x7 L	3475	
<b>SK-SC 80C</b>	6008-2RS	6007	40	35	68	40x62x7 L	3475	
<b>SK-SC 95A</b>	6008-2RS	6007	40	35	68	40x62x7 L	3475	
<b>SK-SC 95B</b>	6008-2RS	6007	40	35	68	40x62x7 L	3475	
<b>SK-SC 95C</b>	6008-2RS	6007	40	35	68	40x62x7 L	3475	
<b>SK-SC 110A</b>	6008-2RS	6007	40	35	68	40x62x7 L	3475	
<b>SK-SC 110B</b>	6008-2RS	6007	40	35	68	40x62x7 L	3475	
<b>SK-SC 130A</b>	6008-2RS	6007	40	35	68	40x62x7 L	3475	
<b>SK-SC 130B</b>	6012-2RS	6209	60	45	95	55x80x8 L	3475	ø6x16
<b>SK-SC 180A</b>	6012-2RS	6209	60	45	95	55x80x8 L	3475	ø6x16
<b>SK-SC 180B</b>	6012-2RS	6209	60	45	95	55x80x8 L	3475	ø6x16










	 5030
<b>SK60A</b>	M6x20
<b>SK60B</b>	M6x25
<b>SK80A</b>	M6x22
<b>SK80B</b>	M8x25
<b>SK80C</b>	M8x25
<b>SK95A</b>	M8x25
<b>SK95B</b>	M8x25
<b>SK95C</b>	M8x25
<b>SK110A</b>	M8x25
<b>SK110B</b>	M8x25
<b>SK130A</b>	M8x25
<b>SK130B</b>	M12x50
<b>SK180A</b>	M12x50
<b>SK180B</b>	M12x50

	 5030	 5085	 5084
<b>SC60A</b>	M6x45	M6x25	MP55 13.2x17.5x8
<b>SC60B</b>	M6x45	M6x25	MP55 13.2x17.5x8
<b>SC80A</b>	M6x30	M6x25	MP55 13.2x17.5x8
<b>SC80B</b>	M8x25	M6x25	MP55 18.8x21.5x9
<b>SC80C</b>	M8x25	M6x25	MP55 18.8x21.5x9
<b>SC95A</b>	M8x25	M6x25	MP55 18.8x21.5x9
<b>SC95B</b>	M8x25	M6x25	MP55 18.8x21.5x9
<b>SC95C</b>	M8x25	M6x25	MP55 18.8x21.5x9
<b>SC110A</b>	M8x50	M6x25	MP55 18.8x21.5x9
<b>SC110B</b>	M8x50	M6x25	MP55 18.8x21.5x9
<b>SC130A</b>	M8x50	M6x25	MP55 18.8x21.5x9
<b>SC130B</b>	M12x70	M8x30	MP55 18.8x21.5x9
<b>SC180A</b>	M12x70	M8x30	MP55 18.8x21.5x9
<b>SC180B</b>	M12x70	M8x30	MP55 18.8x21.5x9

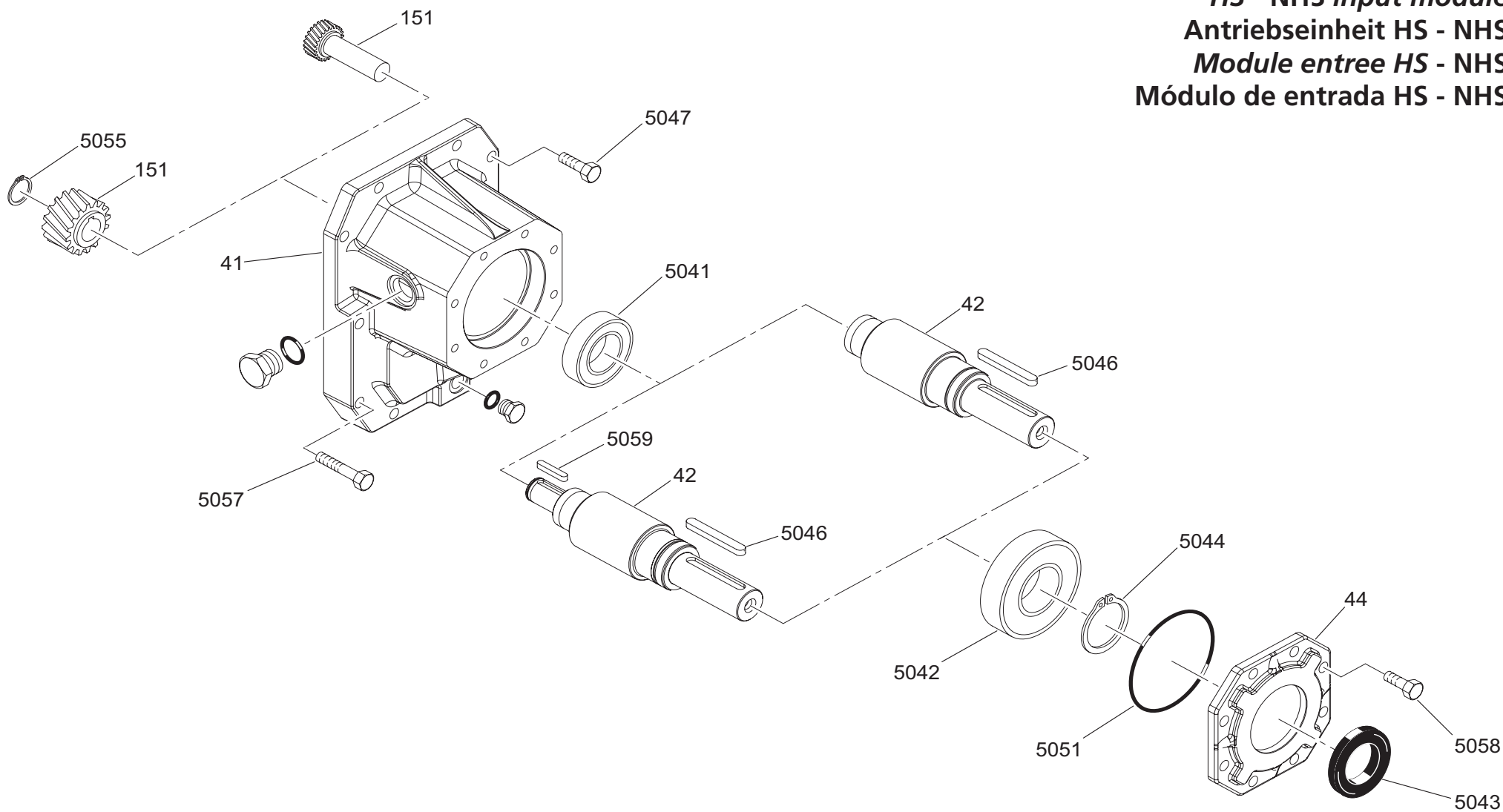
**Modulo entrata HS - NHS**  
**HS - NHS input module**  
**Antriebseinheit HS - NHS**  
**Module entree HS - NHS**  
**Módulo de entrada HS - NHS**



Pos.	Descrizione	Description	Benennung	Description	Descripción
41	Coperchio	Cover	Deckel	Couvercle	Tapa
42	Albero veloce	Input shaft	Antriebswelle	Arbre rapide	Eje de entrada
45	Distanziale	Spacer ring	Distanzring	Entretoise	Distanciador
46	Distanziale	Spacer ring	Distanzring	Entretoise	Distanciador
151	Pignone	Pinion gear	Ritzel	Pignon	Piñon

	 5041	 5042	 5043	 5063	 5046		 5044	 5062	 5045	 5047	
					HS	NHS					
<b>F 10</b> <b>F 20 3</b> <b>F 25 4</b> <b>F 31 4</b>	3206-2RS		35x62x7 L	30x40x4 L	5x5x35 A	4.76x4.76x35	30		62		M6x22
<b>F 20 2</b> <b>F 25 2/3</b> <b>F 41 4</b>	6007	6206-2RS	30x52x7 DL		6x6x35 A	4.76x4.76x35	30	35	62	M6x22	
<b>F 31 2/3</b>	6207	6306-2RS	30x52x7 DL		6x6x35 A	4.76x4.76x35	30	35	72	M8x30	
<b>F 41 2/3</b> <b>F 60 4</b> <b>F 70 4</b>	6210	6308-2RS	40x62x7 DL		8x7x45 A	6.35x6.35x44.5	40	50	90	M8x30	
<b>F 51 2/3</b>	6210	6308-2RS	40x62x7 DL		8x7x45 A	6.35x6.35x44.5	40	50	90	M10x35	
<b>F 51 4</b>	6207	6306-2RS	30x52x7 DL		6x6x35 A	4.76x4.76x35	30	35	72	M8x25	
<b>F 60 3</b>	6310	6309-2RS	45x72x8 DL		8x7x50 A	6.35x6.35x55	45	50	100	M10x35	
<b>F 80 4</b>	6210	6308-2RS	40x62x7 DL		8x7x45 A	6.35x6.35x44.5	40	50	90	M8x25 M8x30	
<b>F 90 4</b>	6210	6308-2RS	40x62x7 DL		8x7x45 A	6.35x6.35x44.5	40	50	90	M10x25 M10x35	

**Modulo entrata HS - NHS**  
**HS - NHS input module**  
**Antriebseinheit HS - NHS**  
**Module entree HS - NHS**  
**Módulo de entrada HS - NHS**




Pos.	Descrizione	Description	Benennung	Description	Descripción
41	Coperchio	Cover	Deckel	Couvercle	Tapa
42	Albero veloce	Input shaft	Antriebswelle	Arbre rapide	Eje de entrada
44	Cappello per cuscinetto	Bearing holder	Deckel	Capuchon	Sombbrero para rodamiento
151	Pignone	Pinion gear	Ritzel	Pignon	Piñon

5041			5042		5043		HS		5046		NHS		5059		
F 70 3	F 80 3	F 90 3	F 70 3 F 80 3	F 90 3	F 70 3 F 80 3	F 90 3	F 70 3 F 80 3	F 90 3	F 70 3 F 80 3	F 90 3	F 70 3	F 80 3	F 90 3		
NJ2210	NJ310 NJ2212	NJ2214E	6312 6312-2RS	6320 6320-2RS	60x90x8 DL	100x120x12 DL	12x8x90 A	18x11x120	9.525x9.525x101.5	12.7x12.7x120.65	8x7x45 A	8x7x45 A 14x9x57 C	14x9x45 A <b>i = 150.3_162.8</b> 14x9x50 A <b>i = 103.3_137.3</b> 14x9x60 A <b>i = 88.4_95.8</b> 14x9x70 A <b>i = 20.6_25.4 ; 57.3_76.7</b>		

5044			5055			5047		5057			5058	
F 70 3 F 80 3	F 90 3	F 70 3	F 80 3	F 90 3	F 70 3 F 80 3	F 90 3	F 70 3	F 80 3	F 90 3	F 70 3 F 80 3	F 90 3	
60 →   3   ←	100 →   4   ←	30	30 48	48	M12x40	M16x50	M12x65	M12x70	M16x80	M12x30	M16x40	

OR 5051	
F 70 3 F 80 3	F 90 3
3500	3850

## R03\_0

	Descrizione	Description	Benennung	Description	Descripción
	Aggiunto informazioni per versioni N...	Added information for versions N...	Informationen für Versionen N... hinzugefügt.	Ajout d'informations pour les versions N...	Información agregada para las versiones N...

Questa pubblicazione annulla e sostituisce ogni precedente edizione o revisione. Ci riserviamo il diritto di apportare modifiche senza preavviso. E' vietata la riproduzione anche parziale senza autorizzazione.

*This publication cancels and replaces any previous edition and revision. We reserve the right to implement modifications without notice. This catalogue cannot be reproduced, even partially, without prior consent.*

Diese Veröffentlichung annulliert und ersetzt jeder hergehende Edition oder Revision. BONFIGLIOLI behält sich das Recht vor, Änderungen ohne vorherige Informationen durchzuführen.

*Cette publication annule et remplace toutes les autres précédentes. Nous nous réservons le droit d'apporter toutes modifications à nos produits. La reproduction et la publication partielle ou totale de ce catalogue est interdite sans a autorisation.*

Esta publicación anula y sustituye toda anterior edición o revisión. Nos reservamos el derecho de aportar modificaciones sin previo aviso. Se prohíbe la reproducción incluso parcial sin autorización.





Abbiamo un inflessibile dedizione per l'eccellenza, l'innovazione e la sostenibilità. Il nostro Team crea, distribuisce e supporta soluzioni di Trasmissioni e Controllo di Potenza per mantenere il mondo in movimento.

We have a relentless commitment to excellence, innovation and sustainability. Our team creates, distributes and services world-class power transmission and drive solutions to keep the world in motion.

Notre engagement envers l'excellence, l'innovation et le développement durable guide notre quotidien. Notre équipe crée, distribue et entretient des solutions de Transmission de Puissance et de Contrôle du Mouvement contribuant ainsi à maintenir le monde en mouvement.

Wir verpflichten uns kompromisslos zu Qualität, Innovation und Nachhaltigkeit. Unser Team entwickelt, vertreibt und wartet erstklassige Energieübertragungs- und Antriebslösungen, um die Welt in Bewegung zu halten.

Nuestro compromiso con la excelencia, la innovación y la sostenibilidad es firme. Nuestro equipo crea, distribuye y repara soluciones de transmisión de potencia y accionamiento de categoría mundial para que el mundo siga en movimiento.

#### HEADQUARTERS

Bonfiglioli Riduttori S.p.A.  
Via Giovanni XXIII, 7/A  
40012 Lippo di Calderara di Reno  
Bologna (Italy)  
[www.bonfiglioli.com](http://www.bonfiglioli.com)

