



Energy efficiency

ELECTRIC MOTORS AND POWER DRIVE SYSTEMS





We engineer dreams

Energy and environmental policy

THE ADVENT OF THE CULTURE OF ENERGY REDUCTION

Since the end of the second millennium, there has always been great interest in improving the energy efficiency of energy-using devices in European countries. Over the years, the topic of energy savings has become widespread and is growing globally, starting from the industrial sector all the way to the most varied domestic appliances. It's easy to understand the impact that energy consumption and optimization have on industrial growth, structural changes, lifestyle improvements and, simply put, on energy prices.

Initially implemented by individual countries as an attempt to reduce energy consumption, energy efficiency standards and labeling have become a global topic with several international agencies involved. In addition, some countries have formed sub-groups to harmonize their testing and energy efficiency standards (e.g. Australia/New Zealand and Canada/Mexico/USA).

Energy-efficiency labels and standards can be applied to any product that consumes energy, directly or indirectly, as it provides its services.

Energy efficiency standards can be either mandatory or voluntary; they can be in the form of minimum allowable energy efficiency or a maximum allowable energy use.

THE IMPACT OF ELECTRIC MOTORS ON ELECTRIC CONSUMPTION

According to the U.S. Department of Energy (DOE), electric motors are responsible for half the energy used in the U.S. manufacturing sector, and the International Energy Agency (IEA) estimates that electric motor-driven systems account for more than 40 percent of global electricity consumption.

To promote energy savings, increase efficiency, and reduce operating costs for manufacturing operations, many countries and regions around the world have established minimum efficiency performance standards (MEPS) for motors used in industrial, commercial, and residential applications. The ability to establish and enforce MEPS, however, depends on a standardized testing and classification system for motor efficiency.

MINIMUM ENERGY PERFORMANCE STANDARDS (MEPS)

Sometimes also referred to as Minimum Energy Efficiency Requirements (MEER), they are regulatory measures applied in a certain country or region, and specifying performance requirements for energy using devices. They establish energy efficiency limits that products must meet or exceed before they can be sold. A MEPS generally requires the use of a particular test procedure that specifies how performance is measured.

The EU Ecodesign Directive is the primary means for setting MEPS in the EU. MEPS are usually reviewed, in consultation with the industries concerned, and updated in line with technological advances. Along with energy rating labeling, MEPS should ideally give the industry the motivation to constantly improve the energy efficiency of products on the market.

Energy efficiency standards

To harmonize efficiency classifications for motors manufactured and sold in the global market, the International Electrotechnical Commission (IEC) introduced Standard IEC 60034-30:2008, which was updated in 2014 and is now referred to as IEC 60034-30-1:2014, "Rotating electrical machines – Part 30-1: Efficiency classes of line operated AC motors."

In addition to defining efficiency classes for electric motors, the IEC has also developed a standard that specifies how to determine motor efficiencies and losses based on established testing methods. This standard, **IEC 60034-2-1:2024**, ensures an international common base for electric motor designing and classification, as well as for national legislative activities and provides the basis for defining the efficiency classes in IEC 60034-30-1.

Both standards were developed in conjunction with the National Electrical Manufacturers Association (NEMA), the Japan Electrical Manufacturers Association (JEMA), and the European Committee of Manufacturers of Electrical Machines and Power Electronics (CEMEP).

In 2017, the IEC published a new standard dealing with the energy efficiency of AC drives and drive-motor systems: IEC 61800-9 "Ecodesign for power drive systems, motor starters, power electronics and their driven applications". The standard IEC 61800-9 is harmonized in Europe as EN 61800-9 and replaces the earlier standard EN 50598 (-1 and -2).

The **European Regulation 2019/1781**, fully implemented since July 2023, defines for the first time legally binding energy efficiency standards for frequency inverters.

HISTORY OF ENERGY EFFICIENCY STANDARDS

IEC 60034-2-1: 2007: harmonizes the procedures for the measurement of efficiencies.

IEC 60034-30: 2008: specifies efficiency classes and forms the basis for the various national efficiency requirements.

IEC 60034-2-1: 2014: is intended to establish methods of determining efficiencies from tests, and to specify methods of obtaining specific losses.

IEC 60034-30-1: 2014: takes a step further in widening the scope of motors subject to efficiency classes and introduces the IE4 class. VSD-driven motors are out of the scope of this standard and will be dealt with in a standard of its own.

IEC TS 60034-30-2: 2016: Rotating electrical machines - Part 30-2: Efficiency classes of variable speed AC motors (IE-code)

IEC 60034-2-3 : 2020: Rotating electrical machines - Part 2-3: Specific test methods for determining losses and efficiency of converter-fed AC motors.

IEC 60034-2-1: 2024: Updates the standard methods for determining losses and efficiency from tests, introducing refined procedures to ensure higher measurement accuracy.

The IE classes are shown in the following table:

Class type	Class number
Standard efficiency	IE1
High efficiency	IE2
Premium efficiency	IE3
Super premium efficiency	IE4

IEC 61800-9:2017 introduced the extended product approach, which allows us to determine the efficiency of drive + motor + driven equipment (i.e. a pump) under defined load-time profile.

The regulation defines efficiency classes for AC drives and motor-drive systems (Power Drive Systems in the standard). For AC drives, the standard defines three classes: IE0, IE1 and IE2.

For motor-drive systems, there are again three classes: IES0, IES1 and IES2. The 'S' after 'IE' stands for 'system'.

European Regulation 2019/1781: New regulations for the European market for induction motors and electronic motors controls such as frequency inverters.

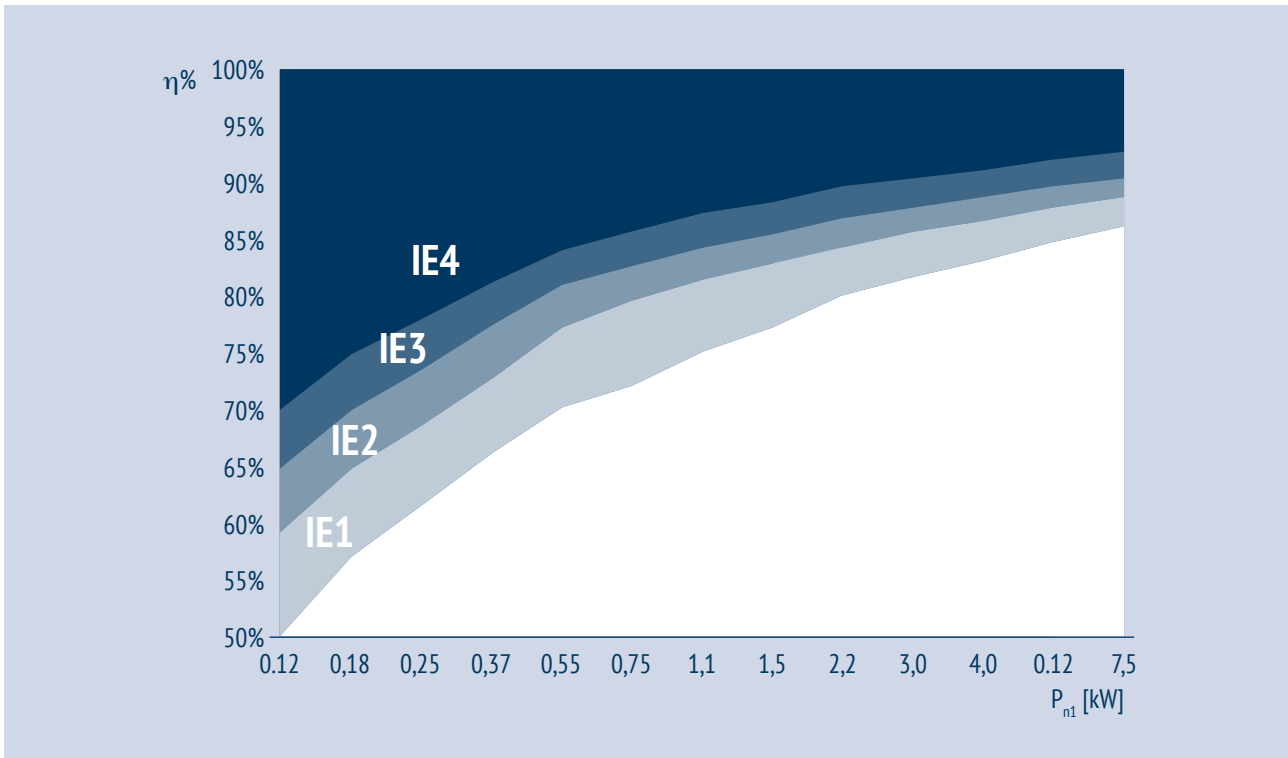
THE STEP FORWARD - IE4 AND IE5

Motors belonging to efficiency class IE4 achieve an even further improvement of efficiency.

At present, Bonfiglioli is already on track with its synchronous motors for inverter operation and is continuously improving and enhancing the performance of its asynchronous three phase induction motors.

IE5 is to be incorporated in the next edition of IEC 60034-30-1, with the goal to obtain an energy loss reduction of 20% compared to IE4.

IE efficiency classes for 4-pole motors at 50 Hz



Electrical motor efficiency is the ratio between the mechanical output power and the electrical input power:

$$\eta = P_{n1} \cdot 1000 / (\sqrt{3} \cdot V_n \cdot I_n \cdot \cos\varphi)$$

Parameters:

V_n = Rated voltage [V]

P_{n1} = Motor output power [kW]

I_n = Rated current [A]

$\cos\varphi$ = Power factor

A well dimensioned electric motor which operates in its high efficiency region should be chosen in order to obtain a highly efficient system.

ENERGY EFFICIENCY SCHEMES

Though the IEC efficiency standards are internationally relevant, differences in implementation still exist. Notice that IE1, "standard efficiency", has become substandard in basically all the regions mentioned, with the exception of some LATAM countries.

Since July 2023, EU regulations mandate IE4 efficiency for all 2, 4, and 6 pole motors between 75kW and 200kW. This is now the established market standard.

Energy efficiency standards

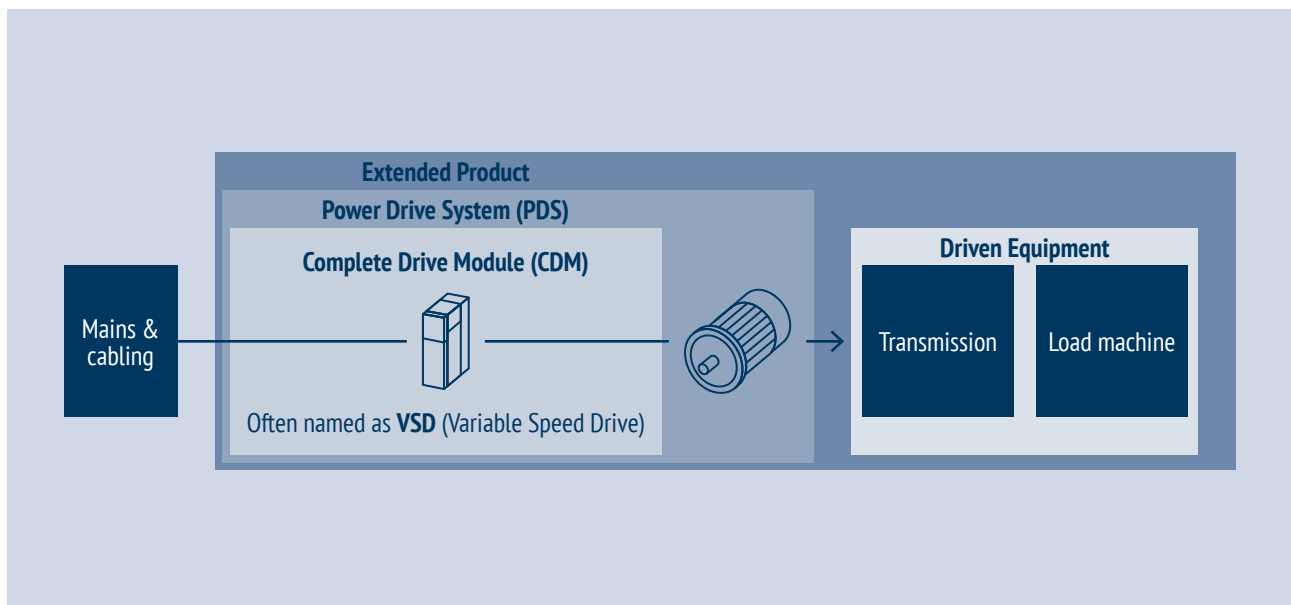
THE EXTENSION OF THE INTERNATIONAL REGULATION TO VARIABLE FREQUENCY DRIVES AND POWER DRIVE SYSTEMS (PDS)

The IEC 61800-9 standard published in 2017 broadened the focus on the efficiency to variable speed drives worldwide, introducing two main elements:

- Extended product approach
- Classification of drives and Power Drive Systems

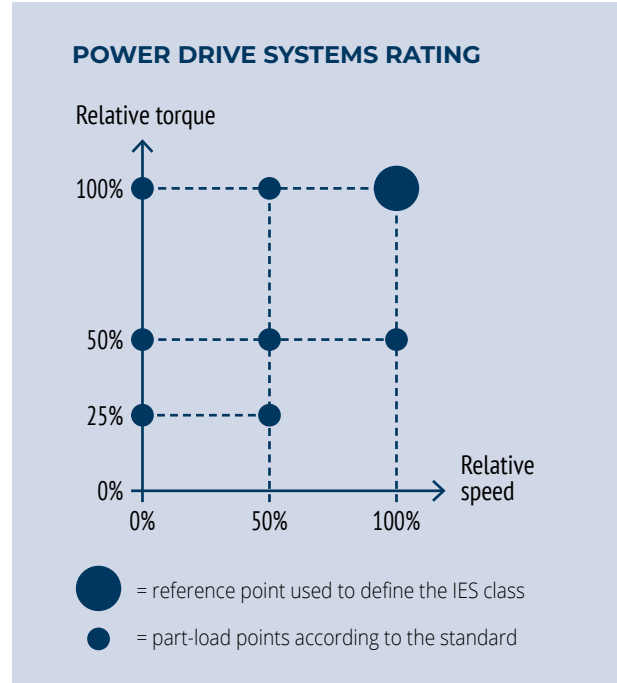
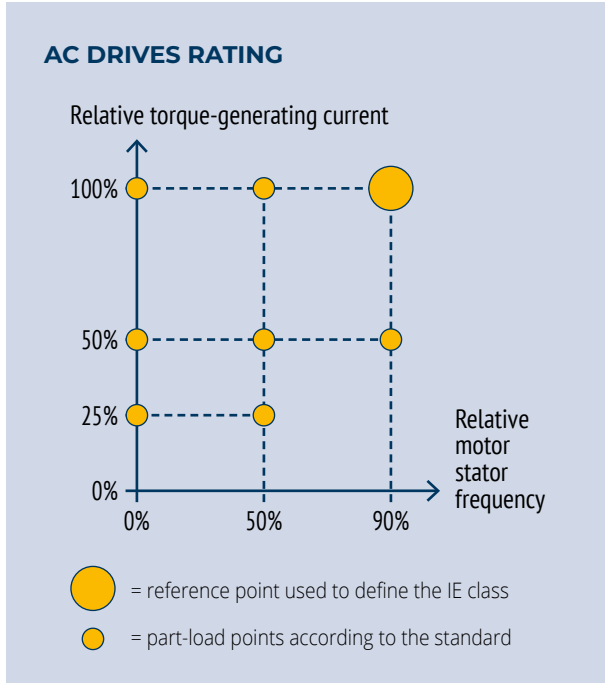
EXTENDED PRODUCT APPROACH

The extended product approach introduced a broader scope for energy efficiency optimization by **combining the efficiency** (or losses – just another way of expressing it) **of the motor with the efficiency of the driven equipment**. The optimization of the entire system, in fact, has proved to have a much greater influence on the overall energy efficiency than the rated efficiency value of the individual components.



Through this approach it is possible to **rate the efficiency of a complete system**, under defined load-time profile. It allows to compare systems and to perform optimization at system level, by selecting the most efficient drive – motor – driven equipment combination.

CLASSIFICATION OF AC DRIVES AND POWER DRIVE SYSTEMS



The IEC standard 61800-9-2 specifies the **procedure for determining the losses in 8 application-relevant operating points**, in the power range from 0.12 kW to 1,000 kW, **of both AC drives and for the combination of AC drives together with a motor**, defined as **Power Drive Systems (PDS)** in the regulation.

IE0	+25% losses
IE1	IE1 = reference
IE2	-25% losses All Bonfiglioli's frequency inverters

AC DRIVES EFFICIENCY CLASSES

For **AC drives**, the standard defines three classes: IE0, IE1 and IE2. A reference value is defined for each power size. The reference value corresponds to IE1. If the drive has 25% more losses than the reference value, it will be categorized as IE0. If it has at least 25% less losses than the reference, it will become IE2.

IES0	+20% losses
IES1	IES1 = reference
IES2	-20% losses

POWER DRIVE SYSTEMS EFFICIENCY CLASSES

The IEC EN 61800-9-2 standard also defines the efficiency classes **IES0 to IES2** for AC drives together with a motor. Losses of the reference power drive system, corresponding to IES1 class, are defined for the 8 specific operating points. If the PDS has 20% more losses than the reference value, it will be categorized as IES0. If it has at least 20% less losses than the reference, it will become IES2.

Find the product combination FOR YOUR ENERGY EFFICIENCY OPTIMIZED SYSTEM














Great potential for energy savings comes from an **efficient overall power drive system**. In Bonfiglioli we recognize this potential, which can only be achieved with a comprehensive approach, supporting you in **developing an energy-optimized drive system based on our great set of product's combinations** to match your application requirements around the world.

Your benefits

- Energy consumption optimization and connected cost saving
- **Optimized solutions** thanks to Bonfiglioli's comprehensive approach based on providing ideal combinations of components covering the entire motion drive train
- **Qualified expertise** to identify and assess your savings potential, whether through new solutions or retrofitting.

MOTORS AND GEARED MOTORS

We offer a wide range of Asynchronous and Synchronous motors for all efficiency levels and compliant with all the different international standards¹.

	IEC adapter	Compact adapter	Servo adapter
IE5			 BMD
IE4	 BSR...E  BY		
IE3	 BXN  BX  BSR...O	 MX  MXN	
IE2	 BE	 ME	
IE1	 BN	 M  MNN	



¹) For the **European countries**, **new binding requirements** defined as **MEPS (Minimum Efficiency Performance Standard)**, have been introduced according to the **European Ecodesign Regulation 2019/1781** starting from **1st July 2021**.

FREQUENCY INVERTERS

Not only the individual motor, but also **an energy-optimized control by a frequency inverter (CDM: Complete Drive Module)** offers great energy-saving potential.

Our frequency inverters and servo drives portfolio fulfils the **highest IE2 efficiency class** in compliance with the international **EN 61800-9-2** regulation and with the binding requirements established by the Ecodesign Regulation **2019/1781** for Europe, valid from July 2021.

Our drives give a major contribution to **energy consumption optimization and saving** to the entire plant. Several **incorporated functions** are available through parameter setup allowing to **reduce the electrical energy** needed to power motors, such as standby mode and automatic flux reduction.

Complete your solution



Frequency Inverters and Servo drives

POWER DRIVE SYSTEM

The international standard IEC61800-9 deals also with the energy efficiency of **Power Drive Systems (PDS)**, defining the related IES classes: IES0, IES1 and the highest IES2. The standard IEC 61800-9 is harmonized in Europe as EN 61800-9.

In order to ensure a consistent implementation of all the energy-saving factors, Bonfiglioli offers a **comprehensive approach** supporting you in the selection and combination of all the energy-efficient components for the development of the **optimized solution for your application**.

Some IES2 Power Drive Systems examples from our offering:

- BSR SynRM motor + AxiaVert (AXV) package
- BSR SynRM motor + DGM Modular decentralized inverter (DGM-MPM) package



BSR + **AxiaVert** / **DGM-MPM**

IES2

**47%
AVERAGE
REDUCTION
OF LOSSES
VS IES1**

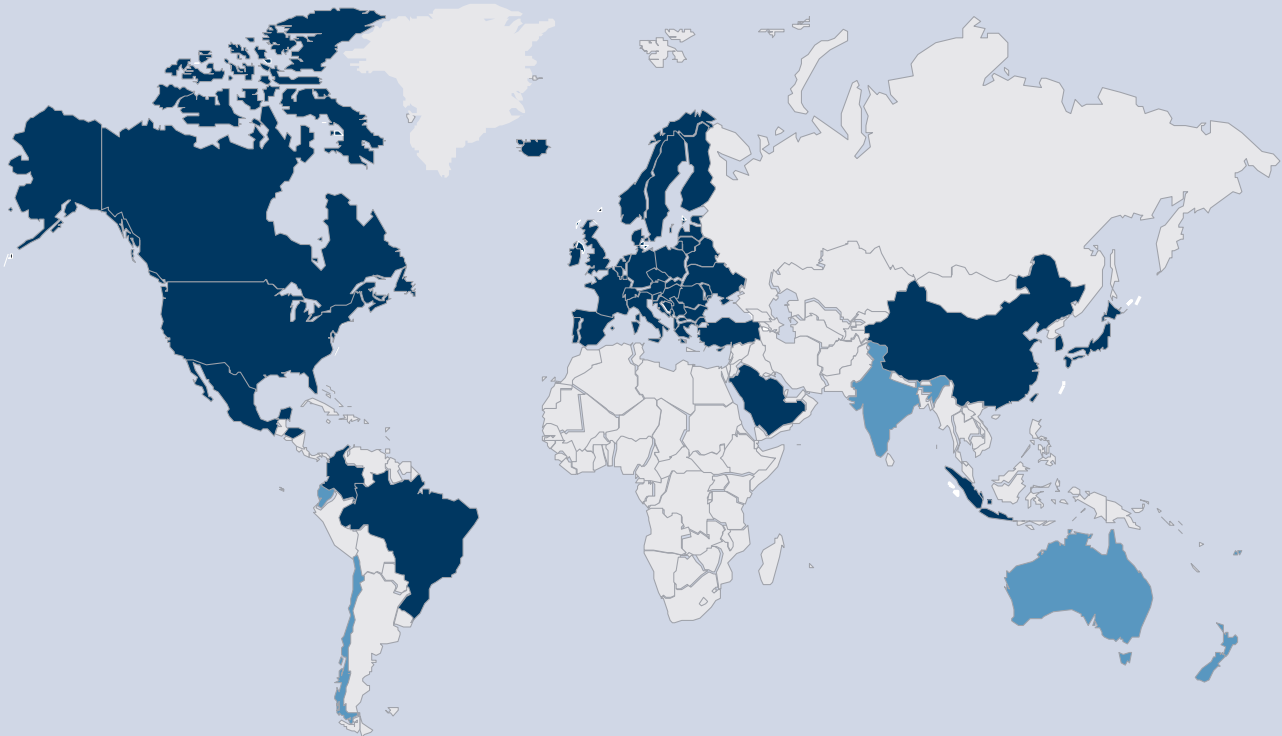
Contact us to discover many more opportunities for your high-efficiency solution.

International efficiency regulations

GLOBAL EFFICIENCY CLASSES

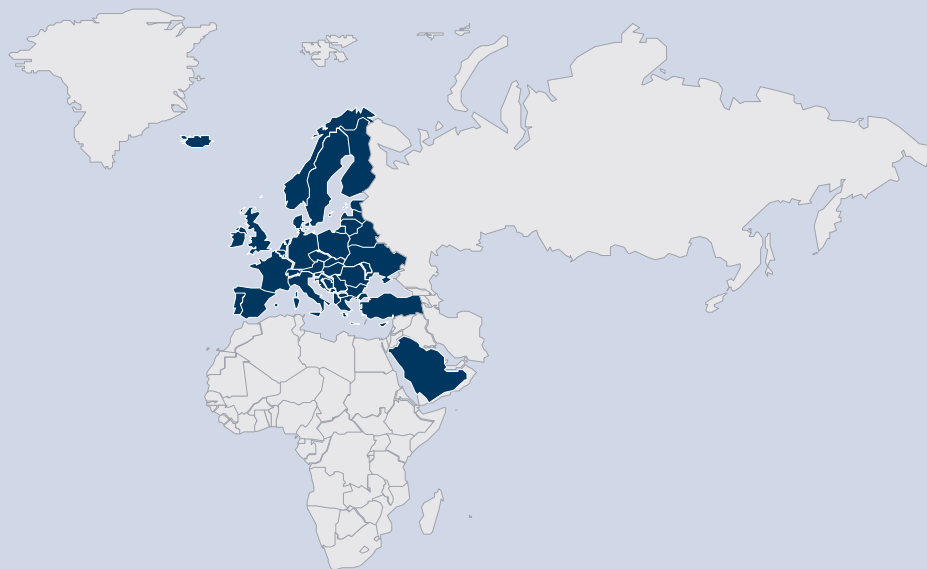
Europe	IEC 60034-30-1	IE1	IE2	IE3	IE4	IE5
USA - Canada - Mexico	NEMA MG-1	Standard	High	Premium	Super Premium	
China	GB 18613		Grade 4	Grade 3	Grade 2	Grade 1
Brazil	NBR 17094-1		IR2	IR3		
Australia	AS/NZS 1359,5	IE1	IE2	IE3		
India	IS 12615	IE1	IE2	IE3	IE4	
Saudi Arabia	SASO 2893	IE1	IE2	IE3	IE4	
South Korea	KS C IEC 60034	IE1	IE2	IE3	IE4	
Japan	JIS C 4034-30	IE1	IE2	IE3	IE4	

GLOBAL MINIMUM EFFICIENCY MAP



MAIN EXCEPTIONS | EMEA

ASYNCHRONOUS 3-PHASE INDUCTION MOTORS



Specific context	Country			
	EU	Switzerland	Turkey	Saudi Arabia
Non-continuous duty	•	•	•	•
Designed for inverter (VSD) operation				•
Brake motors				
Two speed/Multi-speed/Switchable pole	•	•	•	•
8 pole motor				
Gearmotor				
High-slip/Torque				•
Supplied exclusively for exported equipment				
At altitudes exceeding 4000 meters	•	•	•	•
At altitudes exceeding 1000 meters				
Ambient < -30°C	•	•	•	
Ambient < -20°C				•
Ambient < -15°C				
Ambient > +40°C				
Ambient > +60°C	•	•	•	•
Thermal class H or above				
TENV Totally Enclosed Non-Ventilated	•	•	•	



- This symbol represents an exception to the actual energy regulation. If the e-motor matches with at least one of this characteristics is considered exempted.

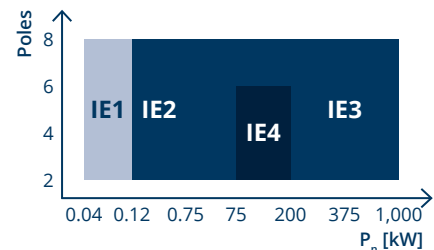
Bonfiglioli takes no responsibility for the information herein is up to date and complete.



EUROPEAN REGULATION

MINIMUM ENERGY PERFORMANCE STANDARD

Regulation		Regulation EU 1781/2019		
Standard	IEC 60034-30-1			
Required documentation	Self declaration			
Marking	 			
Scope	Single speed, squirrel cage induction motors			
Voltage (V)	up to 1000 V			
Power supply system	Three-phase			
Minimum energy performance	IE3	IE2	IE4	IE2
Minimum energy performance when is able to operate with inverter frequency	IE3	IE2	IE4	IE2
Output (kW)	0,75 up to 1000 kW	0,12 up to <0,75 kW	75 up to 200 kW	0,12 up to 1000 kW
Number of poles	2, 4, 6, 8		2, 4, 6	2, 4, 6, 8
Specific area classification	Safe and hazardous area (Ex ec, Ex tc, Ex tb, Ex db, Ex dc, Ex db eb)		Safety area	Hazardous area (Ex eb)
Frequency (Hz)	rated for 50/60Hz or 50Hz or 60Hz			
Service Duty	S1, S3 ≥ 80% or S6 ≥ 80%			
Degree of protection	IP 00 up to IP 66			
Altitude	Up to 4000 m			
Ambient temperature	-30 up to 60 °C			
Cooling method	TEFC, TEBC, ODP, TEAO			



BONFIGLIOLI OFFER

Continuous duty

Bonfiglioli available product series		
Efficiency level	IEC	Compact
IE1	BN	M, MNN
IE2	BE	ME
IE3	BX, BXN	MX, MXN
IE4	BY	-





Intermittent duty

Bonfiglioli available product series		
Efficiency level	IEC	Compact
-	BN	M, MNN
-	BXN	MXN







For additional details please refer to the specific catalogue

NAMEPLATE EXAMPLES

Legacy motor | BX 90S

			
3~Mot BX 90S 4 FD Cod. xxxxxxxx			
No xxxxxxx - xxxxxxx		S 1 IM B5 16 kg	
kW 1,1		CL F IP 55 Amb 40 °C	
Hz	V ± 10%	A	min ⁻¹ cos φ
50	230/400 Δ/Y	4.2/2.44	1425 0.77
60	265/460 Δ/Y	3.7/2.15	1740 0.74
50Hz IE3 - 84.1(100%) - 84.1(75%) - 82.0(50%)			
60Hz IE3 - 86.5(100%) - 85.9(75%) - 83.0(50%)			
D3			
H1 1~230V ± 10% 25W			
VB~230V ± 10%		MB=26Nm	NB
Made in xxxxx			

EV0X motor | BXN 90S

		
3~Mot BXN 90S 4 FD TEFC IMB5 IP55 21,6 kg		
Cod. xxxxxxxxxx		No xxxxxxx - xxxxxxx
kW 1.1 HP 1.5		Amb 40 °C CL F S 1
Hz	V	A min ⁻¹ cos φ
50	115/200 ΔΔ/Y	8.3 / 4.8 1448 0.78
50	230/400 Δ/Y	4.1 / 2.38 1448 0.78
60	132/230 ΔΔ/Y	7.3 / 4.2 1754 0.75
60	265/460 Δ/Y	3.6 / 2.10 1754 0.75
50Hz IE3 -84.1(100%) -85.9(75%) -83.5(50%) kVA Code J		
60Hz IE3 -86.5(100%) -86.6(75%) -83.5(50%) kVA Code L		
D3 H1 1~230V ± 10% 25W		
VB=230V MB=13Nm NB SA		
		
Bonfiglioli Riduttori S.p.A. IEC EN 60034 Made in xxxxx		

* The new European regulations, effective from July 1st, 2021, do not apply to 3-phase induction motors:
 1) with an explicit end destination Outside the European Community where the IE1 or IE2 energy efficiency is allowed.
 2) with an explicit end destination as exact replacement of a motor that has been placed on the Market before 1st July 2021. These motors can be marketed until 30th June 2029



MAIN EXCEPTIONS | APAC

ASYNCHRONOUS 3-PHASE INDUCTION MOTORS



Specific context	Country						
	India	China	Au/NZ	South Korea	Singapore	Japan	Taiwan
Non-continuous duty	● ⁶	●	● ¹	●	● ⁷	●	●
Designed for inverter (VSD) operation		● ⁹		● ⁴		● ³	●
Brake motors	● ⁵				●		
Two speed/Multi-speed/Switchable pole	●		●	●	●	●	●
8 pole motor					●	●	●
Gearmotor			● ⁸				
High-slip/Torque			●		●	● ²	
Supplied exclusively for exported equipment			●		●		
At altitudes exceeding 4000 meters	●		●				
At altitudes exceeding 1000 meters		●			●	●	
Ambient < -30°C					●		
Ambient < -20°C	●	●	●			●	
Ambient < -15°C				●			●
Ambient > +40°C	●	●	●	●		●	●
Ambient > +60°C	●		●		●		
Thermal class H or above						●	
TENV Totally Enclosed Non-Ventilated	●	●					

1 Motors rated for duty cycle S2 as stated on Regulation CEI EN 60034- 1 / IEC 34-1

2 0.75 to < 110 kW: ≥ 5%; >110 kW: ≥ 3%

3 Only applies to motors using a forced-cooling fan

4 Not inverter (VSD) motors used in pump, fan or blower applications

5 The motor is integrated with the gear unit so that if it's not possible to test the motor independently, then it is not covered

6 Motors rated for duty cycles S2 and above with an equivalent S1 duty are also covered. These motors must also be marked with the equivalent S1 duty output and its corresponding IE class.

7 Motors rated for duty cycles S6 and S9 must also be marked IE3

8 All gearmotors without motor flange are exempt. All motors for which the gear unit housing constitutes the A-side end shield. (The motor and gear unit form a unit. It means that they cannot be separated without the motor losing its functionality.

9 All induction motors designed "only" for frequency inverter operation are exempt. The nameplate only lists the torque and not the power rating. According to regulation GB 30253 valid from July 1st 2020, PM motors require an IE3 class for the power range 0,55 – 90 kW and for speed from 500 to 3000 rpm.

● This symbol represents an exception to the actual energy regulation. If the e-motor matches with at least one of this characteristics is considered out of the regulation.


We take no responsibility for the information herein is up to date and complete.

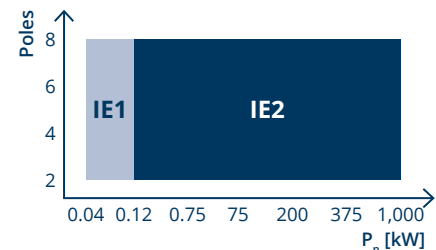
Countries that are not yet following the official MEPS, may face strong variations in a short time.



INDIA REGULATION

MINIMUM ENERGY PERFORMANCE STANDARD

Regulation	The Gazette of India S.O.178
Standard	IS 12615:2018
Required documentation	Certificate
Marking	The motor must be identified with the logo 
Scope	Single speed, squirrel cage induction motors
Voltage (V)	up to 1000 V
Power supply system	Three-phase
Minimum energy performance	IE2
Minimum energy performance when is able to operate with inverter frequency	IE2
Output (kW)	0,12 up to 1000 kW
Number of poles	2, 4, 6, 8
Specific area classification	Safety area Ex motors are excluded from the IS 12615:2018 standard but PESO certification is needed
Frequency (Hz)	rated for 50/60Hz or 50Hz
Service Duty	S1 or S3≥80%
Degree of protection	IP 23 up to IP 66
Altitude	Up to 4000 m
Ambient temperature	-20 up to 60 °C
Cooling method	TEFC, TEBC, TEPV, TEO



BONFIGLIOLI OFFER

Continuous duty

Bonfiglioli available product series		
Efficiency level	IEC	Compact
IE2	BE	ME
IE3	BX, BXN	MX, MXN






Intermittent duty

Bonfiglioli available product series		
Efficiency level	IEC	Compact
-	BXN	MXN







For additional details please refer to the specific catalogue

NAMEPLATE EXAMPLES

Legacy motor | BX 90S BIS



				
3~Mot BX 90S 4 FD		CL F IEC EN 60034 IE3		CML-410054971
No xxxxxxxx - xxxxxxxx		Cod. xxxxxxxx		
S1 kW 1,1	IP 55 IM B5		16 kg	
Hz	V ± 10%	A	min ⁻¹	cos φ
50	230/400 Δ/Y	4.2/2.44	1425	0.77
60	265/460 Δ/Y	3.7/2.15	1740	0.74
50Hz IE3 - 84.1(100%) - 84.1(75%) - 82.0(50%)				
60Hz IE3 - 86.5(100%) - 85.9(75%) - 83.0(50%)				
Amb 40 °C				
D3				
H1 1~230V ± 10% 25W				
VB~230V ± 10% MB=26Nm NB Mode in xxxxx				


EVOX motor | BXN 90S WD1 BIS S3-40%

		
3~Mot BXN 90S 4 FD		TEFC IMB5 IP55 21,6 kg
Cod. xxxxxxxxxx		No xxxxxxxx - xxxxxxxx
kW 1.3	HP 1.7	Amb 40 °C CL F S3-40%
Hz	V	A min ⁻¹ cos φ
50	115/200 ΔΔ/YY	9.1 / 5.3 1439 0.81
50	230/400 Δ/Y	4.6 / 2.64 1439 0.81
60	132/230 ΔΔ/YY	8.0 / 4.6 1746 0.79
60	265/460 Δ/Y	4.0 / 2.3 1746 0.79
50Hz S1 1.1kW 84.1% IE3 1448rpm 400V (Y) 2.4A		
60Hz kVA Code K		
D3 H1 1~230V ± 10% 25W		
VB=230V MB=13Nm NB SA		
		
Bonfiglioli Riduttori S.p.A. IEC EN 60034		Mode in xxxxx

CHINA REGULATION

MINIMUM ENERGY PERFORMANCE STANDARD

Regulation	CEL 007:2021
Standard	GB 18613-2020
Required documentation	Register by model (CEL) + CCC Certification (where applicable)
Marking	Energy efficiency level label only for motors from 0,75 to 375kW  CCC mark for small power motors* 
Other requirements	Nameplate shall record: Name of manufacturer in Chinese, Marking GB18613-2020 and its efficiency value, Term "Three-phase induction motor"
Scope	Single speed, squirrel cage induction motors
Voltage (V)	up to 1000 V
Power supply system	Three-phase
Minimum energy performance	GB3 (IE3)
Minimum energy performance when is able to operate with inverter frequency	GB3 (IE3)
Output (kW)	0,12 up to 1000 kW
Number of poles	2, 4, 6, 8
Specific area classification	Safe and hazardous area
Frequency (Hz)	rated for 50/60Hz or 50Hz
Service Duty	S1 or S3≥80%
Degree of protection	IP 44 up to IP 66
Altitude	Up to 1000 m
Ambient temperature	-20 up to 40 °C
Cooling method	TEFC



BONFIGLIOLI OFFER

Continuous duty

Bonfiglioli available product series		
Efficiency level	IEC	Compact
IE1	BN	-
IE3	BX, BXN	MX, MXN







Intermittent duty

Bonfiglioli available product series		
Efficiency level	IEC	Compact
-	BN	M, MNN
-	BXN	MXN











* 2 Poles ≤ 2,20 kW | 4 Poles ≤ 1,10 kW | 6 Poles ≤ 0,75 kW | 8 Poles ≤ 0,55 kW.
For additional details please refer to the specific catalogue

NAMEPLATE EXAMPLES

Legacy motor | BX 90S CCC

			
三湘异步电动机 BX 90S 4 - FD Cod. xxxxxxxxxx			
No xxxxxxxx - xxxxxxxx S 1 IM B5 16 kg		CL F IP 55 Amb 40 °C	
kW 1,5	V ± 10%	A	r/min cos φ
50	230/400 Δ/Y	4,2/2,44	1425 0.77
50Hz - 360-440VY - IE3 84.1(100%) - 84.1(75%) - 82.0(50%)			
D3			
H1 1~230V ± 10% 25W			
VB~230V ± 10% MB=26Nm SB		越南制造	

EVOX motor | BXN 90S CN

			
3~Mot BXN 90S 4 FD TEFC IMB5 IP55 21,6 kg			
Cod. xxxxxxxxxx No xxxxxxxx - xxxxxxxx		CL F S1	
kW 1.1	HP 1.5	Amb 40 °C	r/min cos φ
50	115/200 ΔΔ/YY	8,3 / 4,8	1448 0.78
50	230/400 Δ/Y	4,1 / 2,38	1448 0.78
60	132/230 ΔΔ/YY	7,3 / 4,2	1754 0.75
60	265/460 Δ/Y	3,6 / 2,10	1754 0.75
50Hz IE3 -84.1(100%) -85.9(75%) -83.5(50%) kVA Code J			
60Hz IE3 -86.5(100%) -86.6(75%) -83.5(50%) kVA Code L			
D3			
H1 1~230V ± 10% 25W		三湘异步电动机 越南制造	
VB=230V MB=13Nm NB SA			
			
Bonfiglioli Riduttori S.p.A.		IEC EN 60034 Made in xxxxx	

LABELLING

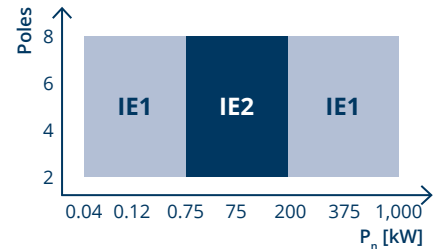


AUSTRALIA | NEW ZEALAND REGULATION



MINIMUM ENERGY PERFORMANCE STANDARD

Regulation	GEMS Act of 2019
Standard	IEC 60034-30-1
Required documentation	Register by model
Marking	-
Scope	Single speed, squirrel cage induction motors
Voltage (V)	up to 1100 V
Power supply system	Three-phase
Minimum energy performance	IE2
Minimum energy performance when is able to operate with inverter frequency	IE2
Output (kW)	0,73 up to 185 kW
Number of poles	2, 4, 6, 8
Specific area classification	Safe and hazardous area
Frequency (Hz)	rated for 50/60Hz or 50Hz or 60Hz
Service Duty	All except S2
Degree of protection	IP 00 up to IP 66
Altitude	All
Ambient temperature	All
Cooling method	TEFC, ODP, TEAO



BONFIGLIOLI OFFER

Continuous duty

Bonfiglioli available product series		
Efficiency level	IEC	Compact
IE1	BN	M, MNN
IE2	BE	ME
IE3	BX, BXN	MX, MXN

Intermittent duty

Bonfiglioli available product series		
Efficiency level	IEC	Compact
-	BN	M, MNN
-	BXN	MXN

For additional details please refer to the specific catalogue

NAMEPLATE EXAMPLES

Legacy motor | BX 90S

3~Mot BX 90S 4 FD		Cod. xxxxxxxx	
No xxxxxxx - xxxxxxx		S 1 IM B5 16 kg	
kW 1,1		CL F IP 55 Amb 40 °C	
Hz	V ± 10%	A	min ⁻¹ cos φ
50 ○	230/400 Δ/Y	4.2/2.44	1425 ○ 0.77
60	265/460 Δ/Y	3.7/2.15	1740 ○ 0.74
50Hz IE3 - 84.1(100%) - 84.1(75%) - 82.0(50%)			
60Hz IE3 - 86.5(100%) - 85.9(75%) - 83.0(50%)			
D3			
H1 1~230V ± 10% 25W			
VB~230V ± 10%		MB=26Nm NB	
Made in xxxxx			

EVOX motor | BXN 90S

3~Mot BXN 90S 4 FD		TEFC IMB5 IP55 21,6 kg	
Cod. xxxxxxxxx		No xxxxxxx - xxxxxxx	
kW 1.1 HP 1.5		Amb 40 °C CL F S 1	
Hz	V	A	min ⁻¹ cos φ
50	115/200 ΔΔ/Y	8.3 / 4.8	1448 0.78
50	230/400 Δ/Y	4.1 / 2.38	1448 0.78
60 ○	132/230 ΔΔ/Y	7.3 / 4.2	1754 ○ 0.75
60	265/460 Δ/Y	3.6 / 2.10	1754 0.75
50Hz IE3 -84.1(100%) -85.9(75%) -83.5(50%) kVA Code J			
60Hz IE3 -86.5(100%) -86.6(75%) -83.5(50%) kVA Code L			
D3 H1 1~230V ± 10% 25W			
VB=230V MB=13Nm NB SA			
Bonfiglioli Riduttori S.p.A.		IEC EN 60034 Made in xxxxx	



MAIN EXCEPTIONS | AME

ASYNCHRONOUS 3-PHASE INDUCTION MOTORS



Specific context	Country								
	USA	Canada	Mexico	Brazil	Argentina	Chile	Peru	Ecuador	Colombia
Non-continuous duty	•	•	•	•	•	•	•	•	•
Designed for inverter (VSD) operation	•	•	•	•	•	•			•
Brake motors			•			•			
Two speed/Multi-speed/Switchable pole	•	•	•	•	•	•	•	•	•
8 pole motor					•	•	•		
Gearmotor					•				
High-slip/Torque	•	•							
Supplied exclusively for exported equipment									
At altitudes exceeding 4000 meters								•	
At altitudes exceeding 1000 meters	•	•		•					•
Ambient < -30°C									
Ambient < -20°C								•	
Ambient < -15°C	•	•		•					•
Ambient > +40°C	•	•		•					•
Ambient > +60°C								•	
Thermal class H or above									
TENV Totally Enclosed Non-Ventilated			•	•	•				

• This symbol represents an exception to the actual energy regulation. If the e-motor matches with at least one of this characteristics is considered out of the regulation.

We take no responsibility for the information herein is up to date and complete.
Countries that are not yet following the official MEPS, may face strong variations in a short time.

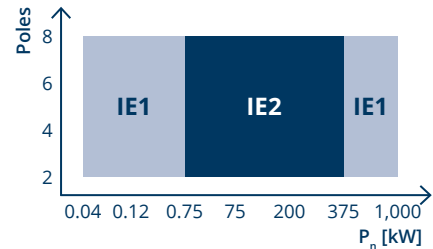


U.S.A. | CANADA REGULATION



MINIMUM ENERGY PERFORMANCE STANDARD

Regulation	USA: DOE 10 CFR Part 431 - Subpart B - Electric Motors CANADA: Amendment 13 to Energy Efficiency Regulations - Electric Motors
Standard	IEEE Std 112-2004, CSA C390-10, NEMA MG-1
Required documentation	Certificate
Marking	DOE compliance certification code for Bonfiglioli: CC320B on nameplate
Other requirement	UL mark < 0,75kW or UL mark + "energy" ≥ 0,75kW
Scope	Single speed, squirrel cage induction motors
Voltage (V)	up to 600 V
Power supply system	Three-phase
Minimum energy performance	NEMA Premium (IE3)
Minimum energy performance when is able to operate with inverter frequency	NEMA Premium (IE3)
Output (kW)	1 up to 500 HP (equal to 0,75 up to 375 kW)
Number of poles	2, 4, 6, 8
Specific area classification	Safe and hazardous area
Frequency (Hz)	rated for 50/60Hz or 60Hz
Service Duty	S1 continuous duty
Degree of protection	All
Altitude	All
Ambient temperature	All
Cooling method	TEFC, ODP, TENV, TEBC



BONFIGLIOLI OFFER

Continuous duty

Bonfiglioli available product series		
Efficiency level	IEC	Compact
IE1	BN	M, MNN
IE2	BE	-
IE3	BX, BXN	MX, MXN

Intermittent duty

Bonfiglioli available product series		
Efficiency level	IEC	Compact
-	BN	M, MNN
-	BXN	MXN

This guide excludes DOE 10 CFR Part 431 - Subpart X (Small E-motors ≤ 3HP) which refers only to ODP Motors.

For additional details please refer to the specific catalogue

NAMEPLATE EXAMPLES

Legacy motor | BX 90S

ENERGY EFFICIENCY CLASSIFICATION		Bonfiglioli		UK CA		CE	
3~Mot BX 90S 4 FD		Cod. xxxxxxxx					
No xxxxxxx - xxxxxxx		S 1		IM B5		16 kg	
kW 1,1 HP 1,5		CL F IP 55		Amb 40 °C			
Hz V ± 10%		A		min ⁻¹		cos φ	
60 ○ 265/460 Δ/Y		3,7/2,15		1740		○ 0,74	
60Hz IE3 - 86,5(100%) - 85,9(75%) - 83,0(50%)							
TEFC - kVA Code K							
D3							
H1 1~230V ± 10% 25W							
VB~265V ± 10% MB=26Nm NB		Made in xxxxx					


EVOX motor | BXN 90S

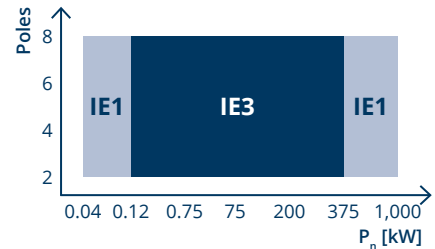
Bonfiglioli		UK CA		CE	
3~Mot BXN 90S 4 FD		TEFC IMB5 IP55		21,6 kg	
Cod. xxxxxxxx		No xxxxxxx - xxxxxxx			
kW 1,1 HP 1,5		Amb 40 °C		CL F S 1	
Hz V		A		min ⁻¹ cos φ	
50 115/200 ΔΔ/YY		8,3 / 4,8		1448 0,78	
50 230/400 Δ/Y		4,1 / 2,38		1448 0,78	
60 ○ 132/230 ΔΔ/YY		7,3 / 4,2		1754 ○ 0,75	
60 265/460 Δ/Y		3,6 / 2,10		1754 0,75	
50Hz IE3 -84,1(100%) -85,9(75%) -83,5(50%)		kVA Code J			
60Hz IE3 -86,5(100%) -86,6(75%) -83,5(50%)		kVA Code L			
D3 H1 1~230V ± 10% 25W					
VB=230V MB=13Nm NB SA					
Bonfiglioli Riduttori S.p.A.		IEC EN 60034		Made in xxxxx	



BRAZIL REGULATION

MINIMUM ENERGY PERFORMANCE STANDARD

Regulation	Portaria nº 01/2017
Standard	ABNT NBR 17094-1
Required documentation	Register by model
Marking	Mandatory label (it can be also on the motor nameplate) 
Scope	Single speed, squirrel cage induction motors
Voltage (V)	up to 1000 V
Power supply system	Three-phase
Minimum energy performance	IR3 (IE3)
Minimum energy performance when is able to operate with inverter frequency	IR3 (IE3)
Output (kW)	0.16 up to 500 HP (equal to 0,12 up to 375 kW)
Number of poles	2, 4, 6, 8
Specific area classification	Safe and hazardous area (only Ex ec)
Frequency (Hz)	rated for 50/60Hz or 60Hz
Service Duty	S1, S3 ≥ 80%
Degree of protection	IP 00 up to IP 66
Altitude	All
Ambient temperature	All
Cooling method	TEFC, ODP, TEAO, TEBC



BONFIGLIOLI OFFER

Continuous duty

Bonfiglioli available product series		
Efficiency level	IEC	Compact
IE1	BN	-
IE3	BX, BXN	MX, MXN





Intermittent duty

Bonfiglioli available product series		
Efficiency level	IEC	Compact
-	BN	M, MNN
-	BXN	MXN









For additional details please refer to the specific catalogue

NAMEPLATE EXAMPLES

Legacy motor | BX 90S NBR

			
3~Mot BX 90S 4 FD	Cod. xxxxxxxxxx	No xxxxxxxx - xxxxxxxx S 1 IM B5 16 kg	
kW 1,1	CL F IP 55	Amb 40 °C	
Hz	V ± 10%	A	min ⁻¹ cos φ
60	220/380 Δ/Y	4.5/2,61	1740 0.74
60Hz IE3 - 86.5(100%) - 85.9(75%) - 83.0(50%)			
D3 H1 1~230V ± 10% 25W			
VB~220V ± 10% MB=26Nm NB Made in xxxxx			

EVOX motor | BXN 90S WD4

			
3~Mot BXN 90S 4 FD	TEFC IM B5 IP55 21,6 kg	Cod. xxxxxxxxxx No xxxxxxxx - xxxxxxxx	
kW 1.1	HP 1.5	Amb 40 °C	CL F S 1
Hz	V	A	min ⁻¹ cos φ
50	95/165 ΔΔ/YY	9.9 / 5.7	1448 0.78
50	190/330 Δ/Y	5.0 / 2.87	1448 0.78
60	110/190 ΔΔ/YY	8.7 / 5.0	1754 0.76
60	220/380 Δ/Y	4.4 / 2.53	1754 0.76
50Hz IE3 -84.1(100%) -85.9(75%) -83.5(50%) kVA Code J			
60Hz IE3 -86.5(100%) -86.6(75%) -83.5(50%) kVA Code L			
D3 H1 1~230V ± 10% 25W			
VB=230V MB=13Nm NB SA			
			
Bonfiglioli Riduttori S.p.A. IEC EN 60034 Made in xxxxx			

LABELLING



R&D capabilities

DESIGN SIMULATION



TEST LABORATORIES



CO-ENGINEERING



A global quality framework

Global Excellence through Unified Standards:

we elevate every process and product to a universal high-quality level, fostering sustainable value and responsibility toward our customers, our people, our partners, and the environment through a risk-based, ESG-committed, and performance-driven approach.



Manufacturing: the heart of our company

OUR FACTORIES MERGE INNOVATION AND PRECISION TO REDEFINE OPERATIONAL EXCELLENCE.



By leveraging a fleet of 200 collaborative and high-capacity robots, together with AGVs/AMRs, we have built a seamless, **automated production ecosystem.**

We bridge the gap between the shop floor and IT infrastructure through end-to-end digital integration, enabling real-time monitoring and data-driven optimization.



From smart picking in our **advanced warehouses** to dynamic shipping, we ensure agile, reliable, and prompt global delivery.

Our worldwide presence

Thanks to an international network of closely interconnected commercial and production sites, we can guarantee the same high standards of Bonfiglioli quality anywhere at any given time. We know that our direct presence in local markets is the key to long-lasting success, so our family includes 17 production sites, 23 commercial sites and more than 550 distributors around the world.

Our organization is always close by, offering complete and efficient solutions and supporting our customers with dedicated services, co-engineering and after-sales assistance.

17  PRODUCTION SITES

23  COMMERCIAL SITES

80  COUNTRIES

550  DISTRIBUTORS

~5,000  PEOPLE

Bonfiglioli global locations

AUSTRALIA

Bonfiglioli Transmission (Aust.) Pty Ltd
Plumpton NSW



BRAZIL

Bonfiglioli Redutores do Brasil Ltda
São Bernardo do Campo - São Paulo



CHINA

Bonfiglioli Drives (Shanghai) Co. Ltd.
Shanghai



Selcom Electronics (Shanghai) Co., Ltd
Shanghai



Shanghai



FRANCE

Bonfiglioli Transmission S.A.S.
Marly la Ville



GERMANY

Bonfiglioli Deutschland GmbH
Neuss



Bonfiglioli Deutschland GmbH
Krefeld



O&K Antriebstechnik GmbH
Hattingen



INDIA

Bonfiglioli Transmission Ltd.
Mobility & Wind Industries

Thirumudivakkam
Kancheepuram - Tamil Nadu



Industry & Automation Solutions
Mannur Village, Sriperumbudur Taluk
Kancheepuram - Tamil Nadu



Industry & Automation Solutions
Pune - Maharashtra



ITALY

Bonfiglioli Riduttori S.p.A.
Industry & Automation Solutions
Calderara di Reno (BO)



Industry & Automation Solutions
Carpiano



Mobility & Wind Industries
Forlì



Industry & Automation Solutions
Rovereto



Selcom Group S.p.A.
Castel Maggiore (BO)



Castel Maggiore (BO)



Cadriano (BO)



NEW ZEALAND

Bonfiglioli Transmission (Aust.) Pty Ltd
Auckland - Ellerslie



SINGAPORE

Bonfiglioli South East Asia Pte Ltd
Singapore



SLOVAKIA

Bonfiglioli Slovakia s.r.o.
Považská Bystrica



SOUTH AFRICA

Bonfiglioli South Africa Pty Ltd.
Johannesburg



SPAIN

Tecnotrans Bonfiglioli S.A
Castellbisbal - Barcelona



TURKEY

Bonfiglioli Türkiye Jsc
Çiğli - Izmir



UNITED KINGDOM

Bonfiglioli UK Ltd.
Warrington - Cheshire
Tel. +44 1925 852667



USA

Bonfiglioli USA Inc.
Hebron - Kentucky



VIETNAM

Bonfiglioli Vietnam Co. Ltd.
Ben Cat city, Binh Duong province





We have a relentless commitment to excellence, innovation & sustainability. Our team creates, distributes and services world-class power transmission & drive solutions to keep the world in motion.

HEADQUARTERS

Bonfiglioli S.p.A

Via Cav. Clementino Bonfiglioli, 1
40012 Calderara di Reno - Bologna (Italy)
Tel. +39 051 6473111

